


MARS ADVANTAGE

User's Reference - Reports



The AMS logo, AMS ADVANTAGE 2000, ADVANTAGE/DS, and Procurement Desktop are registered trademarks of American Management Systems, Inc.

ADVANTAGE Desktop, ADVANTAGE Financial, ADVANTAGE GUI Builder, ADVANTAGE HR, Budget Reporting and Analysis Support System, and Salary Benefit and Forecasting System are trademarks of American Management Systems, Inc.

Due to the nature of this material, numerous hardware and software products are mentioned by name. In most if not all cases, these product names are claimed as trademarks by the companies that manufacture the products. It is not our intention to claim these names or trademarks as our own.

Copyright © 1999 American Management Systems, Inc. All Rights Reserved.

TABLE OF CONTENTS



<i>About This Manual</i>	<i>vii</i>
<i>Organization</i>	<i>vii</i>
<i>Typographical Conventions</i>	<i>vii</i>
<i>Related Information</i>	<i>vii</i>
<i>REPORTS</i>	<i>1</i>
<i>ABC Analysis Report (IN10)</i>	<i>3</i>
<i>ABC Classification Report (IN20)</i>	<i>4</i>
<i>Aged Open Payment Vouchers Report by Vendor and Payment Voucher (A651)</i>	<i>5</i>
<i>Alternate Views System Assurance Report (SA7)</i>	<i>6</i>
<i>Balance Sheet Report (F100)</i>	<i>7</i>
<i>Bank Account Transaction Listing Report (A616)</i>	<i>8</i>
<i>Check Register Report (A657)</i>	<i>9</i>
<i>Collection Agency Performance Report (AR37)</i>	<i>10</i>
<i>Combined Balance Sheet Report -- All Fund Types and Account Groups (F200)</i>	<i>11</i>
<i>Combined Statement of Revenues, Expenditures, and Changes in Agency Liability/Fund Balances (F215)</i>	<i>13</i>
<i>Combined Statement of Revenues, Expenditures, and Changes in Fund Balances (F210)</i> ..	<i>15</i>
<i>Combined Statement of Revenues, Expenditures, and Changes in Fund Balances (F220)</i> ..	<i>17</i>
<i>Combined Statement of Revenues, Expenditures, and Changes in Retained Earnings/Fund Balances (F235)</i>	<i>19</i>
<i>Combined Statement of Revenues, Expenses, and Changes in Retained Earnings/Fund Balances (F230)</i>	<i>21</i>
<i>Comparative Balance Sheet Report by Fund (F205)</i>	<i>23</i>
<i>Customer Credit Balance Report (AR34)</i>	<i>24</i>
<i>Depleted Funding Sources Report (PBBP-A)</i>	<i>25</i>
<i>Detail Assigned to a Collection Agency Report (AR35)</i>	<i>26</i>
<i>Detail Listing of Encumbrances vs. Expenses by Accounting Distribution (A400)</i>	<i>27</i>
<i>Detail Listing of Obligations (A103)</i>	<i>28</i>
<i>Detail Listing of Obligations vs. Expense Budget (A104)</i>	<i>29</i>



<i>Detail Listing of Revenues (A203)</i>	31
<i>Detail Transaction Listing (A601)</i>	32
<i>Detailed General Ledger Internal Consistency Report (SA1E)</i>	34
<i>Disposed Assets Report (X010)</i>	35
<i>EFT Prenote Selection and Report (EFPN)</i>	36
<i>EFT Scheduled Payment Turnaround Report Before/After Disbursement (EF01A/EF01B)</i> .	37
<i>EFT Tape Register Report (EFCG)</i>	38
<i>EFT Unscheduled Payment Turnaround Report Before/After Disbursement</i> <i>(EF02A/EF02B)</i>	39
<i>EFT Voucher Payment Electronic Funds Transfer Register Report (EF03)</i>	40
<i>Federal Billing Report --Non FHWA (PB14-A)</i>	41
<i>Federal Highway Administration Invoice (PBEX)</i>	42
<i>FHWA Billing Detail Report (PB16)</i>	44
<i>FHWA Billing Summary Report (PB13)</i>	45
<i>FHWA Billing Turnaround Report (PB10)</i>	46
<i>FHWA Unbilled Costs Report (PBBP-B)</i>	47
<i>Fixed Asset Depreciation Report (X003)</i>	48
<i>Fixed Asset Disposition Coming to Surplus Property Report (KLDFDR)</i>	50
<i>Fixed Asset Disposition Report (X012)</i>	51
<i>Fixed Asset Funding Assurance Report (X027)</i>	52
<i>Fixed Asset Inventory by Location Report (X006)</i>	53
<i>Fixed Asset Reorganization Report (FARO)</i>	54
<i>Fixed Asset Replacement Forecast Report (X009)</i>	55
<i>Fixed Asset Transaction Detail Report (X002)</i>	56
<i>Fixed Asset Transfer Detail Report (X015)</i>	57
<i>Fixed Assets Current Year Accumulated Depreciation Report (X025)</i>	58
<i>Forecasted Demand and Actual Item Usage History Report (IN30)</i>	59
<i>Fund Transfer Report (PB15)</i>	61
<i>General Fixed Assets by Equity and Asset Type Report (X020)</i>	62
<i>General Fixed Assets by Fund Type and Equity Breakdown Report (X021)</i>	63
<i>Inventory Freeze Report (INIF)</i>	65
<i>Inventory Management Report (IN40)</i>	66
<i>Inventory Management Report (IN45)</i>	67
<i>Inventory Price List Report (IN50)</i>	68
<i>Job Billing Report (J001)</i>	69
<i>Job Transaction Detail Report (J002)</i>	71



<i>Lead Time Report (IN60)</i>	72
<i>Non-FHWA Unbilled Costs Report (PBBP-C)</i>	73
<i>Open Receivable Table vs. Revenue Ledger Exception Report (AR38)</i>	74
<i>Organizational Structure Consistency Report (SA5)</i>	75
<i>Out of Sync Listing Report (SA3E)</i>	76
<i>Outstanding Payment Vouchers Report (A652)</i>	77
<i>Outstanding Purchase Orders Report (A642)</i>	78
<i>Outstanding Warrants Report (W001)</i>	79
<i>Over the Counter Receipt Report (IN85)</i>	81
<i>PAPR Exception Report (P170)</i>	82
<i>Past Due Receivable Detail Report (AR31)</i>	83
<i>Payment Vouchers Activity Detail Listing by Voucher (A650)</i>	84
<i>Pending Transactions in Suspense File in Excess of 30 Days Report (I501)</i>	85
<i>Physical Inventory Discrepancy Report (IN70)</i>	86
<i>Pick and Issue Order (IN80)</i>	87
<i>Pool/Base Definition Table Report (PBDF)</i>	88
<i>Project Billing Drawdown Generation Report (PBDG)</i>	89
<i>Project Billing Setup Assurance Report (KPBSA)</i>	90
<i>Project/Grant Daily Expenditure Detail Report (G111)</i>	91
<i>Project/Grant Daily Revenue Detail Report (G110)</i>	92
<i>Receivable Write-Off Report (AR36)</i>	93
<i>Replenishment Review Report (IN90)</i>	94
<i>Revenue Source Summary of Revenues Recognized vs. Budget (A271)</i>	96
<i>Revenue Source Summary of Revenues Recognized vs. Budgets Across Agencies (A270)</i>	98
<i>Revenue Source Summary Report (AR30)</i>	99
<i>Scheduled Billing Report: Variable Charge Billing -- Step 1 (JBV1)</i>	100
<i>Scheduled Payment Turnaround Report Before/After Disbursement (A655A/A655B)</i>	101
<i>Statement of Budget Activity and Account Balances (A612)</i>	102
<i>Statement of Changes in Fixed Assets by Agency and Organization Report (X005)</i>	104
<i>Statement of Fixed Assets and Depreciation (X004)</i>	105
<i>Statement of Fixed Assets by Agency and Organization Report (X011)</i>	107
<i>Statement of Revenue -- Budgeted and Actual (F120)</i>	108
<i>Statement of Revenue and Expense (F140)</i>	109
<i>Stock Movement Report (IN51)</i>	110
<i>Summary Aging Report by Agency (AR33)</i>	111
<i>Summary Aging Report by Customer (AR32)</i>	112



Summary of Drawdown Group (KPBDR) 113

Summary of Expenditure and Revenue Credit Records (KPBRR) 115

Summary Trial Balance Report by Fund (A614). 117

Suspended CE Costs Report (PB11) 118

System Assurance Report for Cash Balances (C110) 119

Third Party Billing Report (PB14-B) 120

Transaction Detail by Job Number (A711) 121

Transaction Generation Report: Variable Charge Billing -- Step 2 (JBV2). 122

Unscheduled Payment Turnaround Report Before/After Disbursement (A656A/A656B). . . 123

INDEX 125

ABOUT THIS MANUAL



The MARS ADVANTAGE *User's Reference* provides detailed descriptions for each field on every window in the system. It also provides a description and sample of each report.

Organization

This manual is arranged alphabetically by document, table, or report name into four separate books: *User's Reference - Documents*, *User's Reference - Tables (Volume 1)* covering tables named between A and N, *User's Reference - Tables (Volume 2)* covering the remaining tables, and *User's Reference - Reports*.

Typographical Conventions

The following typographical conventions are used in this document:

- “Double quotes” indicate either a chapter or paragraph title.
- *Italics* indicates a book title
- ***Bold/Italic*** indicates specific data to be entered into a field (e.g., “Enter ***Monthly*** to indicate the invoice is sent once a month.”).
- **Bold** indicates fields where data is entered (e.g., “Enter the Vendor code in **Vendor.**”)

Related Information


You can find related information about MARS ADVANTAGE in the following sources.

- *Getting Started* provides information about logging on and off, using the MARS ADVANTAGE Desktop, navigating through the system, entering data into MARS, and performing inquiries.



- *User's Guide* explains how to set up and use MARS in specific financial management areas (e.g., budgeting, expenditure accounting, and revenue accounting).
- *System Administration Guide* describes processing cycles and jobs, special functions, and maintenance.





REPORTS

ABC ANALYSIS REPORT (IN10)



RUN DATE : 02/13/00		COMMONWEALTH OF KENTUCKY			PAGE: 1	
RUN TIME : 08:20:13		MARS FINANCIAL SYSTEM				
REPORT ID : IN10		INVENTORY AGENCY-ORGANIZATION				
		ABC ANALYSIS REPORT				
WAREHOUSE: 2000						
STOCK ITEM NUMBER	DESCRIPTION	ANNUAL USAGE	ISSUE UNIT	AVERAGE UNIT COST	ANNUAL DOLLAR VOLUME	CURR ABC

04009000850	LAWN MOWERS	0.000	BOX	200.000000	0.00	ABC01
04005900402	AIR CONDITIONERS	100.000	BOX	110.000000	11,000.00	ABC01

This report shows annual usage and dollar volume of stock items by current ABC groupings. It also details the stock item descriptions, issue units, and average unit cost. The ABC analysis report is useful in determining the most reasonable ABC grouping for a stock item according to annual usage and dollar volume.

The following form names should be used in Document Direct to locate this report:

Form Name	Report
FMPIN10A	ABC Analysis Report



ABC CLASSIFICATION REPORT (IN20)



RUN DATE : 02/13/00		COMMONWEALTH OF KENTUCKY				PAGE: 1	
RUN TIME : 08:20:23		MARS FINANCIAL SYSTEM					
REPORT ID : IN20		INVENTORY AGENCY-ORGANIZATION					
		ABC CLASSIFICATION REPORT					
		AGENCY: C35					
ABC CLASS	DESCRIPTION	FORECAST METHOD	NUM MTHS BACK	REORDER METHOD	SAFETY STOCK FACTOR	EOQ ORDER COST	EOQ CARRY PERCENT
-----	-----	-----	-----	-----	-----	-----	-----
ABC00	MAINTENANCE	M	0	O	2.00	.00	0
ROUT	NORMAL,ROUTINE USE	N	24	O	3.00	.00	0
ROUT2	NORMAL, MANUAL ORDER	M	0	M	3.00	.00	0
R111	NORMAL,ROUTINE USE	N	2	O	3.00	.00	0
SEAS	SEASON USE	S	24	O	3.75	.00	0
SEAS2	SEASONAL, MANUAL	M	0	M	3.75	.00	0

This report provides management with a description of ABC classes currently in use. Each ABC details the following elements: forecast method, number of months back, reorder method, safety stock factor, EOQ order, and EOQ carry percent. These elements are defined in the ABC Classification Parameter (ABCP) table.

The following form names should be used in Document Direct to locate this report:

Form Name	Report
FMPIN20A	ABC Classification Report



AGED OPEN PAYMENT VOUCHERS REPORT BY VENDOR AND PAYMENT VOUCHER (A651)



RUN DATE	:	02/16/00	COMMONWEALTH OF KENTUCKY				PAGE:				1
RUN TIME	:	01:06:18	MARS FINANCIAL SYSTEM								
REPORT ID	:	A651	AGED OPEN PAYMENT VOUCHERS								
			BY VENDOR AND PAYMENT VOUCHER								
			AS OF 06/30/00								
PAYABLE ACCOUNT: 1126 Vouchers Payable											
VOUCHER		OUTSTANDING AMOUNT									
TRANSACTION	VOUCHER	-----									
ID	DATE	TYP	VOUCHER	AMOUNT	CLEARED	AMOUNT	0 TO 30 DAYS	31 TO 60 DAYS	61 TO 120 DAYS	OVER 120 DAYS	-----

VENDOR: A J Brown, Inc. - Local				ABD5000000A							
PVTEST132	01 04 99	1		25.00	0.00		0.00	0.00	25.00		0.00
PVTEST147	03 13 99	1		500.00	0.00		0.00	500.00	0.00		0.00
VENDOR TOTAL:				525.00	0.00		0.00	500.00	25.00		0.00
VENDOR: Johnson's Chevy World				CHEV-01							

PVTEST131	01 03 99			100.00	0.00		0.00	0.00	100.00		0.00
PAYABLE ACCOUNT TOTAL:					625.00	0.00	0.00	500.00	125.00		0.00
GRAND TOTAL:					625.00	0.00	0.00	500.00	125.00		0.00

The Aged Open Payment Vouchers Report by Vendor and Payment Voucher (A651) report shows open payment vouchers by vendor and payment voucher and indicates how long it has been since the payment voucher was entered into the system. Aging is done in 30-day increments, from 0 to 120 days. The payment voucher amount, the cleared amount, and the outstanding amounts are all shown.

The following form names should be used in Document Direct to locate this report:

Form Name	Report
FMPA651A	Aged Open Payment Vouchers Report by Vendor and Payment Voucher



ALTERNATE VIEWS SYSTEM ASSURANCE REPORT (SA7)



RUN DATE : 02/16/00		COMMONWEALTH OF KENTUCKY			PAGE:	1
RUN TIME : 23:03:49		MARS FINANCIAL SYSTEM				
REPORT ID : SA7		ALTERNATE VIEWS				
		SYSTEM ASSURANCE				
		AS OF 02/16/00				
VIEW TABLE NUMBER	BASE TABLE NUMBER	NUMBER RECORDS (VIEW)	NUMBER RECORDS (BASE)	ALTERNATE VIEW OUT OF SYNC	MULTIPLE BASE TABLE INDICATOR	
-----	-----	-----	-----	-----	-----	
0278	0020	1744	1521		*	
0278	0276	1744	223		*	
0515	0287	239	200		*	
0515	0240	239	39		*	

This report shows all the alternate views, their record counts, and whether the alternate view table is out of sync with its base table.

The following form names should be used in Document Direct to locate this report:

Form Name	Report
FMPSA7A	Alternate Views System Assurance Report



BALANCE SHEET REPORT (F100)



02/20/00 REPORT ID: F100	** COMMONWEALTH OF KENTUCKY ** BALANCE SHEET AS OF 09-30-99	PAGE 1
FUND: AP01 - DARELL FALL THRU GENERAL FUND		
ASSETS	CURRENT PERIOD	INCEPTION TO-DATE
-----	-----	-----
CASH ON DEPOSIT WITH TREASURER	0.00	0.00
 TOTAL ASSETS	 0.00	 0.00
	-----	-----
LIABILITIES, RESERVES & FUND BALANCES		

VOUCHERS PAYABLE	0.00	0.00
UNDESIGNATED FUND BALANCE	0.00	0.00
 TOTAL LIABILITIES, RESERVES & FUND BALANCES	 0.00	 0.00
	-----	-----

This report lists balance sheet account balances, by fund, account type and balance sheet class.

The following form names should be used in Document Direct to locate this report:

Form Name	Report
FMPF100A	Balance Sheet Report
FMP100FA	Kentucky Balance Sheet Report



BANK ACCOUNT TRANSACTION LISTING REPORT (A616)



RUN DATE : 02/13/00		COMMONWEALTH OF KENTUCKY				PAGE: 1		
RUN TIME : 18:55:14		MARS FINANCIAL SYSTEM						
REPORT ID : A616		BANK ACCOUNT TRANSACTION LISTING						
		BANK ACCOUNT: F1		BANK ACCOUNT NAME: MAN TRAVEL				
		FROM 02/08/00		TO 02/13/00				
						BEGINING BALANCE:	0.00	
TR	DATE	BATCH ID	TRANS ID	DESCRIPTION	FUND	DEBIT AMOUNT	CREDIT AMOUNT	NET RESULT
AD	02/09/00	DISB01	00000000105		100		476.00-	4.76-
PAGE TOTAL:						0.00	476.00-	4.76-
TRANSACTION TOTAL:						0.00	476.00-	4.76-

This report is a list of all transactions which affected bank account balances within the specified period of time. Transactions affecting balance sheet accounts with the cash-account indicator of **Y** are shown. The user supplies a from- and to-date range and the cash account desired.

The following form names should be used in Document Direct to locate this report:

Form Name	Report
FMFA616A	Bank Account Transaction Listing Report



CHECK REGISTER REPORT (A657)



RUN DATE : 02/16/00	COMMONWEALTH OF KENTUCKY	PAGE: 1				
RUN TIME : 16:28:25	MARS FINANCIAL SYSTEM					
REPORT ID : A657	VOUCHER PAYMENT CHECK REGISTER					
	FOR CHECKS WRITTEN 02/15/00					
CHECK TYPE: GA						
TRANSACTION CODE: AD	BANK: G1 FARMERS BANK & CAPITAL TRUST	BANK ACCOUNT 0020575				
CHECK NUMBER	VENDOR NAME	VENDOR CODE	VOUCHER NUMBER	VOUCHER DATE	VENDOR INVOICE	PAYMENT AMOUNT
00000000100	Johnson's Chevy World	CHEV-01	PVTEST124	02 08 00		1.40
				TOTAL FOR CHECK:		1.40
00000000101	John Doe	MISC1	PVTEST126	02 08 00		0.58
				TOTAL FOR CHECK:		0.58
00000000102	Foodfair Wholesale	15253545	PVTEST137	02 08 00		1.08
				TOTAL FOR CHECK:		1.08
00000000103	New Town Gas & Electric Co.	21212121	PVTEST121	02 08 00		1.35
				TOTAL FOR CHECK:		1.35
00000000104	Smith Chevrolet Inc.	37304215	PVTEST141	02 08 00		0.24
				TOTAL FOR CHECK:		0.24
00000000105	Medquick Supply Co.	84736251	PVTEST143	02 08 00		0.11
				TOTAL FOR CHECK:		0.11
				TOTAL FOR BANK ACCT:		4.76
				TOTAL FOR TRANS CODE:		4.76

This report shows voucher numbers of payment vouchers paid by the automated disbursement cycle, as well as Manual Warrants (MW) and Travel Checks (TC). This report also displays the amounts paid and check numbers used, including the numbers of voided checks. This report is part of the automated disbursement cycle, but it must be specifically requested.

The following form names should be used in Document Direct to locate this report:

Form Name	Report
FMPA657A	Travel Check Register Report
FMPA657B	Vendor Check Register Report



COLLECTION AGENCY PERFORMANCE REPORT (AR37)



RUN DATE : 02/13/00 RUN TIME : 08:22:29 REPORT ID : AR37	COMMONWEALTH OF KENTUCKY MARS FINANCIAL SYSTEM COLLECTION AGENCY PERFORMANCE REPORT FOR BUDGET FISCAL YEAR: 00 THROUGH 02/13/00	PAGE: 1
--	---	---------

VENDOR NAME/ COLLECTION AGENCY	VENDOR CODE	AGREEMENT NUMBER	AMOUNT ASSIGNED	AMOUNT COLLECTED	PERCENT COLLECTED
COLLINS PROFESSIONAL CLG	61821336310	100200747011	\$715.00	\$0.00	0.00%

The Collection Agency Performance Report is used to monitor a collection agency's performance in collecting delinquent receivables which have been assigned to them. Vendor number, vendor name, agreement number, amount assigned and amount collected are all listed. A percent collected is also calculated to use for comparison against other collection agencies.

The following form names should be used in Document Direct to locate this report:

Form Name	Report
FMPAR37A	Collection Agency Performance Report



COMBINED BALANCE SHEET REPORT -- ALL FUND TYPES AND ACCOUNT GROUPS (F200)



RUN DATE : 02/16/00		COMMONWEALTH OF KENTUCKY			PAGE: 1
RUN TIME : 00:26:02		MARS FINANCIAL SYSTEM			
REPORT ID : F200		COMBINED BALANCE SHEET - ALL FUND TYPES AND ACCOUNT			
		AS OF SEPTEMBER 30, 1999			
GOVERNMENTAL FUND TYPES					
	GENERAL	SPECIAL REVENUE	DEBT SERVICES	CAPITAL PROJECTS	SPECIAL ASSESSMENT
FUND EQUITY					

INVESTMENT IN GEN FIXED ASSET					
EQUITY IN FIXED ASSETS	206,460.00	4,700.00	0.00	0.00	0.00
FUND BALANCE					
RESERVE FOR ENCUMBRANCES	10,777.41	433,274.30	0.00	0.00	0.00
RESERVE FOR DEBT SERVICE	3,470.00	0.00	0.00	0.00	0.00
UNRESERVED	6,771.60-	610,379.35-	0.00	0.00	0.00
TOTAL FUND EQUITY	213,935.81	172,405.05-	0.00	0.00	0.00
TOTAL LIAB, AND FUND EQUITY	226,267.31	59,079.93-	0.00	0.00	0.00

This report shows a comprehensive balance sheet for all fund types and account groups. It groups balance sheet account balances under the balance sheet group or under the balance sheet category within a balance sheet group. Prior year totals are derived from the current year Balance Sheet open records. Page breaks are used to divide the report into nine parts:

- Asset: Entity Fund Types (shown)
- Asset: Proprietary, Fiduciary Fund Types, and Account Groups
- Asset: Total Assets
- Liability: Entity Fund Types
- Liability: Proprietary, Fiduciary Fund Types, and Account Groups
- Liability: Total Liability
- Fund Equity: Entity Fund Types
- Fund Equity: Proprietary, Fiduciary Fund Types, and Account Groups
- Fund Equity: Total Fund Equity

The following form names should be used in Document Direct to locate this report:

Form Name	Report
FMPF200A	Combined Balance Sheet Report - All Fund Types and Account Groups

COMBINED STATEMENT OF REVENUES, EXPENDITURES, AND CHANGES IN AGENCY LIABILITY/FUND BALANCES (F215)



RUN DATE : 02/16/00 RUN TIME : 00:26:50 REPORT ID : F215		COMMONWEALTH OF KENTUCKY MARS FINANCIAL SYSTEM COMBINED STATEMENT OF REVENUES, EXPENDITURES, AND CHANGES IN AGENCY LIABILITY/FUND BALANCES - ALL GOVERNMENTAL FUND TYPES AND EXPENDABLE TRUST FUNDS BY FUND AS OF SEPTEMBER 30, 1999 FUND: AP01 - GENERAL FUND		PAGE: 1
	2000		1999	
	-----		-----	
REVENUES				
REVENUES	0		0	
	-----		-----	
TOTAL REVENUES	0		0	
	-----		-----	
EXPENDITURES				
	0		0	
	-----		-----	
TOTAL EXPENDITURES	0		0	
	-----		-----	
EXCESS (DEFICIENCY) OF				
REVENUES OVER EXPENDITURES	0		0	
	-----		-----	
OTHER FINANCING SOURCES (USES)				
PROCEEDS OF GEN OBLIGATION BONDS	0		0	
OPERATING TRANSFERS IN	0		0	
OPERATING TRANSFERS OUT	0		0	
	-----		-----	
TOTAL OTHER FINANCING SOURCES				
(USES)	0		0	
	-----		-----	
EXCESS (DEFICIENCY) OF				
REVENUES AND OTHER FINANCING				
SOURCES OVER EXPENDITURES				
AND OTHER USES	0		0	
	-----		-----	
AGENCY LIABILITY/FUND BALANCE				
AT BEGINNING OF YEAR	0		0	
	-----		-----	
INCREASE IN RESERVES	0		0	
	-----		-----	
AGENCY LIABILITY/FUND BALANCE				
AT END OF YEAR	0		0	
	-----		-----	
	-----		-----	
SEE ACCOMPANYING NOTES TO FINANCIAL STATEMENTS				



This report shows fund balance changes resulting from current year actual revenues, expenditures, and increase in fund balance direct for all fund types and expendable trust funds - by fund. Revenues are summarized by revenue group, expenditures by object group or by activity group within an object group. Fund balance at the beginning of the year and prior year totals are derived from the prior year Closed Year-To-Date Ledger (CLSYTD) records.

Amounts shown on report are rounded at summary level.

The following form names should be used in Document Direct to locate this report:

Form Name	Report
FMPF215A	Combined Statement of Revenues, Expenditures, and Changes in Agency Liability/Fund Balance

COMBINED STATEMENT OF REVENUES, EXPENDITURES, AND CHANGES IN FUND BALANCES (F210)



RUN DATE	: 02/16/00	COMMONWEALTH OF KENTUCKY					PAGE:	1
RUN TIME	: 00:26:45	MARS FINANCIAL SYSTEM						
REPORT ID	: F210	COMBINED STATEMENT OF REVENUES, EXPENDITURES, AND CHANGES IN FUND BALANCES - ALL GOVERNMENTAL FUND TYPES AND EXPENDABLE TRUST FUNDS AS OF SEPTEMBER 30, 1999						
		GOVERNMENTAL FUND TYPES					FIDUCIARY FUND TYPE	
		GENERAL	SPECIAL REVENUE	DEBT SERVICES	CAPITAL PROJECT	SPEC ASSESSMENT	EXPENDABLE TRUST	
REVENUES								
BUDGETED FUNDING		0	0	0	0	0	0	
REVENUE REFUNDS		199,991,920	200,000,045	0	0	0	0	
REVENUES		3,745,314,713	6051,763,961	0	10,000,000	0	0	
TOTAL REVENUES		3,945,306,633	6251,764,006	0	10,000,000	0	0	
EXPENDITURES		899,548-	260,226	0	28,000	0	0	
TOTAL EXPENDITURES		899,548-	260,226	0	28,000	0	0	
EXCESS (DEFICIENCY) OF REVENUES OVER EXPENDITURES		3,946,206,181	6251,503,780	0	9,972,000	0	0	
OTHER FINANCING SOURCES (USES)								
PROCEEDS OF GEN OBLIGATION BONDS		0	0	0	0	0	0	
OPERATING TRANSFERS IN		0	9,287	0	2,250,000	0	0	
OPERATING TRANSFERS OUT		5,954-	3,333-	0	2,250,000-	0	0	
TOTAL OTHER FINANCING SOURCES (USES)		5,954-	5,954	0	0	0	0	
EXCESS (DEFICIENCY) OF REVENUES AND OTHER FINANCING SOURCES OVER EXPENDITURES AND OTHER USES		3,946,200,227	6251,509,734	0	9,972,000	0	0	
AGENCY LIABILITY/FUND BALANCE AT BEGINNING OF YEAR		21,570	11,869-	0	29,112-	0	0	
INCREASE IN RESERVES		0	0	0	0	0	0	

This report shows fund balance changes resulting from current year actual revenues, expenditures, and increase in fund balance direct for all fund types and expendable trust funds. Revenues are summarized by revenue group, expenditures by object



group or by activity group within an object group. Fund balance at the beginning of the year and prior year totals are derived from the prior year Closed Year-To-Date Ledger (CLSYTD) records. A page break is used to divide the report into two parts: one shows all fund types (shown), and the other shows the totals.

Amounts shown on report are rounded at summary level.

The following form names should be used in Document Direct to locate this report:

Form Name	Report
FMPF210A	Combined Statement of Revenues, Expenditures, and Changes in Fund Balance

COMBINED STATEMENT OF REVENUES, EXPENDITURES, AND CHANGES IN FUND BALANCES (F220)



RUN DATE : 02/16/00		COMMONWEALTH OF KENTUCKY		PAGE: 1
RUN TIME : 00:27:03		MARS FINANCIAL SYSTEM		
REPORT ID : F220		COMBINED STATEMENT OF REVENUES, EXPENDITURES, AND CHANGES IN FUND BALANCES - BUDGET (GAAP BASIS) AND ACTUAL - GENERAL, SPECIAL REVENUE, AND CAPITAL PROJECTS FUND TYPES AS OF SEPTEMBE 30, 1999		
GENERAL FUNDS				
CATEGORY: COMM	AGENCY: CB36	APPROPRIATION: E0	ALLOTMENT: ECG	
			VARIANCE FAVORABLE (UNFAVORABLE)	
	BUDGET	ACTUAL		
EXPENDITURES	0	25	25-	
TOTAL EXPENDITURES	0	25	25-	
EXCESS (DEFICIENCY) OF REVENUES OVER EXPENDITURES	0	25-	25-	
OTHER FINANCING SOURCES (USES)				
PROCEEDS OF GEN OBLIGATION BONDS	0	0	0	
OPERATING TRANSFERS IN	0	0	0	
OPERATING TRANSFERS OUT	0	0	0	
TOTAL OTHER FINANCING SOURCES (USES)	0	0	0	
EXCESS (DEFICIENCY) OF REVENUES AND OTHER FINANCING SOURCES OVER EXPENDITURES AND OTHER USES	0	25-	25-	
FUND BALANCE AT BEGIN. OF YEAR	0	0	0	
INCREASE IN RESERVES	0	0	0	
FUND BALANCE AT END OF YEAR	0	25-	25-	

This report compares budgeted against actual revenues, and expenditures, and shows the difference between the two amounts. It covers general, special revenue, and capital projects fund types; the GAAP basis is used. Revenues are summarized by revenue group, expenditures by object group or by activity group within an object group. Fund balance at the beginning of the year is derived from the prior year Closed



Year-To-Date Ledger (CLSYTD) records. Page break is used to divide the report into two parts: one shows the general and special revenue fund types, the other shows the capital projects fund type.

Amounts shown on report are rounded at summary level.

The following form names should be used in Document Direct to locate this report:

Form Name	Report
FMPF220A	Combined Statement of Revenues, Expenditures, and Changes in Fund Balances -- Budget (GAAP Basis) and Actual

COMBINED STATEMENT OF REVENUES, EXPENDITURES, AND CHANGES IN RETAINED EARNINGS/FUND BALANCES (F235)



RUN DATE : 02/16/00	COMMONWEALTH OF KENTUCKY		PAGE: 1
RUN TIME : 00:28:05	MARS FINANCIAL SYSTEM		
REPORT ID : F235	COMBINED STATEMENT OF REVENUES, EXPENSES, AND CHANGES IN		
	RETAINED EARNINGS/FUND BALANCES-ALL PROPRIETARY FUND TYPES		
	AND SIMILAR TRUST FUNDS		
	BY FUND		
	AS OF SEPTEMBER 30, 1999		
	FUND: FA32 - PROPRIETARY		
	2000	1999	
	-----	-----	
OPERATING REVENUES:			
REVENUES	17-	0	
OTHER FINANCING SOURCES	13-	0	
	----	----	
TOTAL OPERATING REVENUES	30-	0	
	-----	-----	
OPERATING EXPENSES:			
EXPENDITURES	0	0	
	-----	-----	
TOTAL OPERATING EXPENSES	0	0	
	-----	-----	
OPERATING INCOME	30-	0	
	-----	-----	
INCOME BEFORE			
OPERATING TRANSFERS	30-	0	
OPERATING TRANSFERS IN (OUT)	0	0	
	-----	-----	
NET INCOME	30-	0	
RETAINED EARNINGS/FUND BALANCES			
AT BEGINNING OF YEAR	0	0	
INCREASE IN RESERVES	0	0	
	-----	-----	
RETAINED EARNINGS/FUND BALANCES			
AT END OF YEAR	30-	0	
	-----	-----	

This report shows fund balance changes resulting from current year actual revenues, expenditures, and increase in fund balance direct for all proprietary fund types and similar trust funds - by fund. Revenues are summarized by revenue group, expenditures by object group. Fund balance at the beginning of the year and prior year totals are derived from the prior year Closed Year-To-Date Ledger (CLSYTD) records. Amounts shown on report are rounded at summary level.



The following form names should be used in Document Direct to locate this report:

Form Name	Report
FMPF235A	Combined Statement of Revenues, Expenditures, and Changes in Retained Earnings/Fund Balances

COMBINED STATEMENT OF REVENUES, EXPENSES, AND CHANGES IN RETAINED EARNINGS/FUND BALANCES (F230)



RUN DATE : 02/16/00	COMMONWEALTH OF KENTUCKY				PAGE: 1	
RUN TIME : 00:28:00	MARS FINANCIAL SYSTEM					
REPORT ID : F230	COMBINED STATEMENT OF REVENUES, EXPENSES, AND CHANGES IN					
	RETAINED EARNINGS/FUND BALANCES - ALL PROPRIETARY FUND TYPES					
	AND SIMILAR TRUST FUNDS					
	AS OF SEPTEMBER 30, 1999					
AGENCY CATEGORY: COMM						
	PROPRIETARY FUND TYPES		FIDUCIARY FUND TYPES		TOTALS	
					(MEMORANDUM ONLY)	
	ENTERPRISE	INTERNAL SERVICE	PENSION TRUST	NONEXPENDABLE TRUST	2000	1999

OPERATING REVENUES:						
TAXES	45,684,500	0	0	0	45,684,500	0
LOSS ON ASSET DISPOSITION	302-	0	0	0	302-	0
OTHER REVENUES	1-	0	0	0	1-	0

TOTAL OPERATING REVENUES	45,684,197	0	0	0	45,684,197	0

OPERATING EXPENSES:						
UTILITIES, RENTAL & OTHER SERV	0	0	0	0	0	0
COMMODITIES AND SUPPLIES	2,401	0	0	0	2,401	0
DEPRECIATION	65,249	0	0	0	65,249	0
CAPITAL EXPENDITURES	68,612	0	0	0	68,612	0

TOTAL OPERATING EXPENSES	136,262	0	0	0	136,262	0

OPERATING INCOME	45,547,935	0	0	0	45,547,935	0

INCOME BEFORE						
OPERATING TRANSFERS	45,547,935	0	0	0	45,547,935	0

OPERATING TRANSFERS IN (OUT)	0	0	0	0	0	0

NET INCOME	0	0	0	0	0	0

RETAINED EARNINGS/FUND BALANCES						
AT BEGINNING OF YEAR	0	0	0	0	0	0

INCREASE IN RESERVES	0	0	0	0	0	0

RETAINED EARNINGS/FUND BALANCES						
AT END OF YEAR	45,547,935	0	0	0	45,547,935	0

SEE ACCOMPANYING NOTES TO FINANCIAL STATEMENTS						



This report shows fund balance changes resulting from current year actual revenues, expenditures, and increase in fund balance direct for all proprietary fund types and similar trust funds. Revenues are summarized by revenue group, expenditures by object category. Fund balance at the beginning of the year and prior year totals are derived from the prior year Closed Year-To-Date Ledger (CLSYTD) records.

Amounts shown on report are rounded at summary level.

The following form names should be used in Document Direct to locate this report:

Form Name	Report
FMPF230A	Combined Statement of Revenues, Expenses, and Changes in Retained Earnings/Fund Balances

COMPARATIVE BALANCE SHEET REPORT BY FUND (F205)



RUN DATE	: 02/16/00	COMMONWEALTH OF KENTUCKY	PAGE:	1
RUN TIME	: 00:26:42	MARS FINANCIAL SYSTEM		
REPORT ID	: F205	COMPARATIVE BALANCE SHEET BY FUND		
		AS OF SEPTEMBER 30, 1999		
FUND: AP01 - GENERAL FUND				
		2000	1999	
		-----	-----	
LIABILITIES				

DUE TO OTHERS				
DUE TO OTHER FUNDS		10.00	0.00	
-----	-----			
TOTAL LIABILITIES		10.00	0.00	
		-----	-----	
FUND EQUITY				

RETAINED EARNINGS				
UNRESERVED		10.00-	0.00	
		-----	-----	
TOTAL FUND EQUITY		10.00-	0.00	
		-----	-----	
TOTAL LIABILITIES AND FUND EQUITY		0.00	0.00	
		-----	-----	

This report shows a comprehensive balance sheet - by fund. It groups balance sheet account balances under the balance sheet group or under the balance sheet category within a balance sheet group. Prior year totals are derived from the current year Balance Sheet Opening Ledger (BSOPEN) records.

The following form names should be used in Document Direct to locate this report:

Form Name	Report
FMPF205A	Comparative Balance Sheet by Fund



CUSTOMER CREDIT BALANCE REPORT (AR34)



RUN DATE : 02/13/00	COMMONWEALTH OF KENTUCKY	PAGE: 1
RUN TIME : 08:22:18	MARS FINANCIAL SYSTEM	
REPORT ID : AR34	CUSTOMER CREDIT BALANCE REPORT	
	FOR BUDGET FISCAL YEAR: 00	
	THROUGH 02/13/00	
AGENCY: C30 CAMPBELL COUNTY		
CUSTOMER NAME: CBS GENERAL FUND	A/P CONTACT:	
CUSTOMER CODE: CFC0100736	PHONE:	
RE DOCUMENT ID: C30RE-BPBRATE		

ACCEPT DATE	TRANS CODE	DOCUMENT ID TRANS NUMBER	AMOUNT
01/03/00	RE	C30RE-BPBRATE	\$130.63
01/09/00	CR	C30C1000075106	\$37.00-
01/09/00	NF	C30NF000052420	\$37.00
02/02/00	CR	C30C1000001048	\$132.00-
RECEIVABLE CREDIT AMOUNT			\$1.37-

CUSTOMER NAME: REVENUE CABINET	A/P CONTACT:	
CUSTOMER CODE: C3099999901	PHONE:	
RE DOCUMENT ID: C30RETEST		

ACCEPT DATE	TRANS CODE	DOCUMENT ID TRANS NUMBER	AMOUNT
08/15/99	RE	C30RETEST	\$40.00
08/15/99	CR	C30RETEST	\$20.00-
08/15/99	CR	C30RETEST2	\$10.00-
08/15/99	CR	C30RETEST3	\$10.00-
08/15/99	CR	C30RETEST4	\$90.00-
08/15/99	NF	C30RETEST	\$20.00
RECEIVABLE CREDIT AMOUNT			\$70.00-

The Customer Credit Balance Report lists all REs with a credit balance (i.e. the outstanding balance is less than zero). This report lists the RE number as well as all referencing transactions which have affected the REs outstanding balance.

The following form names should be used in Document Direct to locate this report:

Form Name	Report
FMPAR34A	Customer Credit Balance Report



DEPLETED FUNDING SOURCES REPORT (PBBP-A)



RUN DATE	: 07/09/99	COMMONWEALTH OF KENTUCKY	PAGE:	1
RUN TIME	: 20:26:38	MARS FINANCIAL SYSTEM		
REPORT ID	: PBBP A	REPORT OF DEPLETED FUNDING SOURCES		
AGCY:	100	PROJECT DATA:	P0001 01 2	
TYPE	PROGRAM/PROVIDER	FUND	SOURCE	
F	P74		FHW	
F	W36		FHW	
B	B02		BND	
AGCY:	200	PROJECT DATA:	P0002 01 1	
TYPE	PROGRAM/PROVIDER	FUND	SOURCE	
F	CR1		FHW	

Produced during the memo billing and review billing processes. Lists depleted fund sources (identified by fund type, program/provider, and fund source) within agency and project.

The following form names should be used in Document Direct to locate this report:

Form Name	Report
FMPMEMOA	Memo Billing Depleted Funding Sources Report
FMPREVWA	Review Billing Depleted Funding Sources Report



DETAIL ASSIGNED TO A COLLECTION AGENCY REPORT (AR35)



RUN DATE : 02/16/00		COMMONWEALTH OF KENTUCKY				PAGE: 1
RUN TIME : 01:52:28		MARS FINANCIAL SYSTEM				
REPORT ID : AR35		DETAIL ASSIGNED TO A COLLECTION AGENCY				
		FOR BUDGET FISCAL YEAR: 00				
		THROUGH 02/16/00				
COLLECTION AGENCY	AGREEMENT NUMBER	RECEIVABLE NUMBER	CUSTOMER NAME	CUSTOMER CODE	DATE ASSIGNED	AMOUNT OUTSTANDING

COLLINS PROFESSIONAL CLG	10200749011	C30RE100182129	MISC CUST	33-44588970	02/03/00	\$715.00

COLLECTION AGENCY TOTAL						\$715.00

The Detail Assigned to a Collection Agency Report provides detail information about receivables which have been assigned to a collection agency. Customer information, collection agency, receivable number, date assigned and outstanding balance are provided on the report.

The following form names should be used in Document Direct to locate this report:

Form Name	Report
FMPAR35A	Detail Assigned to a Collection Agency Report



DETAIL LISTING OF ENCUMBRANCES VS. EXPENSES BY ACCOUNTING DISTRIBUTION (A400)



RUN DATE : 02/16/00				COMMONWEALTH OF KENTUCKY				PAGE: 1	
RUN TIME : 00:13:02				MARS FINANCIAL SYSTEM					
REPORT ID : A400				DETAIL LISTING OF ENCUMBRANCES VS.					
				EXPENSES BY ACCOUNTING DISTRIBUTION					
				FOR BUDGET FISCAL YEAR 2000					
				AS OF 09-30-99					
FUND: 100 General Fund				AGENCY: 023 Fire Department					
ORGANIZATION: 3112 Office of Records, Permits, Fees				ACTIVITY: 0013 Fire Prevention					
FUNCTION:									
				CURRENT PERIOD			FISCAL YEAR-TO-DATE		
OBJECT	SUB OBJ / ORG	JOB NUMBER	REPT CATG	ENCUMBRANCES	EXPENSES	TOTAL	ENCUMBRANCES	EXPENSES	TOTAL
0034				42.15	0.00	42.15	42.15	0.00	42.15
0034	22			49.00	0.00	49.00	49.00	0.00	49.00
	TOTAL APPR UNIT	215		91.15	0.00	91.15	91.15	0.00	91.15
	TOTAL FUNCTION			91.15	0.00	91.15	91.15	0.00	91.15
	TOTAL ACTIVITY	0013		91.15	0.00	91.15	91.15	0.00	91.15
	TOTAL ORG	3112		91.15	0.00	91.15	91.15	0.00	91.15
	TOTAL AGENCY	023		4,253.71	4,797.79	9,051.50	4,253.71	4,797.79	9,051.50
	TOTAL FUND	100		10,752.41	5,030.19	15,782.60	10,752.41	5,030.19	15,782.60

This report is a detail listing of total encumbrances and expenses during both the current period and the fiscal year-to-date. The detail lines are totalled by organization, unit of appropriation, agency, and fund. Listed at the detail level are sub-organization, activity, object, sub-object, job number, and reporting category.

The following form names should be used in Document Direct to locate this report:

Form Name	Report
FMPA400A	Detail Listing of Encumbrances vs. Expenses by Accounting Distribution



DETAIL LISTING OF OBLIGATIONS (A103)



RUN DATE : 08/07/99			COMMONWEALTH OF KENTUCKY			PAGE: 1	
RUN TIME : 04:26:25			MARS FINANCIAL SYSTEM				
REPORT ID : A103A			DETAIL LISTING OF OBLIGATIONS				
			FOR BUDGET FISCAL YEAR 2000				
			AT PROGRAM BUDGET UNIT				
			THROUGH 07/31/99				
FUND: 0100 GENERAL			AGENCY: XXX COMMONWEALTH CAB				
ORGANIZATION: D100 DEPARTMENT X			ORG MGR:				
ACTIVITY:			FUNCTION:				
OBJECT	CURRENT PERIOD			FISCAL YEAR-TO-DATE			
	ENCUMBRANCES	EXPENDITURES	TOTAL OBLIGATIONS	ENCUMBRANCES	EXPENDITURES	TOTAL OBLIGATIONS	
E111 SAL & WAGES	0.00	88,095.68	88,095.68	0.00	88,095.68	88,095.68	
E115 OVERTIME	0.00	1,140.65	1,140.65	0.00	1,140.65	1,140.65	
E121 EMP FICA	0.00	1,000.30	1,000.30	0.00	1,000.30	1,000.30	
E122 RET/SICK LEV	0.00	8,000.77	8,000.77	0.00	8,000.77	8,000.77	
E123 EMPYR HEALTH	0.00	9,000.00	9,000.00	0.00	9,000.00	9,000.00	
E124 EMPLOYR LIFE	0.00	120.30	120.30	0.00	120.30	120.30	

This report is a detail listing by organization, activity, and object of obligations. Encumbrances, expenditures, and total obligations for both the current period (as specified in the dates parameters) and year-to-date are shown. The year-to-date column includes the current accounting period.

The following form names should be used in Document Direct to locate this report:

Form Name	Report
FMP103AA	Detail Listing of Obligations at PBU Level
FMP103BA	Detail Listing of Obligations at Allotment Level
FMP103CA	Detail Listing of Obligations at Appropriation Level



DETAIL LISTING OF OBLIGATIONS VS. EXPENSE BUDGET (A104)



RUN DATE : 02/16/00		COMMONWEALTH OF KENTUCKY					PAGE: 1		
RUN TIME : 00:11:52		MARS FINANCIAL SYSTEM							
REPORT ID : A104B		DETAIL LISTING OF OBLIGATIONS VS. EXPENSE BUDGET							
		AT ALLOTMENT							
		EXPENDITURES BY FUND AND OBJECT CODE							
		THROUGH 02/16/00							
		AGENCY: 001							
FUND: 1000		BUDGET AMOUNTS		EXPENDITURES			PRE-ENC	ENCUMBERED	UNENCUMBERED
OBJECT	DESCRIPTION	YTD ADJ	CURRENT	PERIOD	YTD	ITD	BALANCE	BALANCE	BALANCE
E703		0	0	18,000	18,000	18,000	0	0	18,000-
*CLS 503		0	0	18,000	18,000	18,000	0	0	18,000-
*APPR A4AP4		0	0	18,000	18,000	18,000	0	0	18,000-
*AGY 001		0	0	18,000	18,000	18,000	0	0	18,000-
*FND 1000		0	0	18,000	18,000	18,000	0	0	18,000-

Each report is a detail listing of obligations against budget by fund, agency, object class, object code, and one of several organization cuts. Expenditures for the current period, year-to-date, and inception-to-date (for multi-year organizations) are shown along with current budgets and budget adjustments (from approved budget amounts) for each object. The outstanding pre-encumbrances, encumbrances, and unencumbered balance are also shown.

The AFINA104 program creates up to seven reports based on the organization levels maintained in the Organization (ORG2) table. These reports present obligation vs budget data sorted in the following sequences:

- Budget-FY, Fund, Agency, Organization, Object Class, Object
- Budget-FY, Fund, Agency, _____, Object Class, Object
- Budget-FY, Fund, Agency, _____, Object Class, Object, Organization Level 1
- Budget-FY, Fund, Agency, Organization Level 1, Object Class, Object, Organization Level 2
- Budget-FY, Fund, Agency, Organization Level 2, Object Class, Object, Organization Level 3



- Budget-FY, Fund, Agency, Organization Level 3, Object Class, Object, Organization Level 4
- Budget-FY, Fund, Agency, Organization Level 4, Object Class, Object, Organization Level 5

The following form names should be used in Document Direct to locate this report:

Form Name	Report
FMP104AA	Detail Listing of Obligations vs. Expense Budget at PBU Level
FMP104BA	Detail Listing of Obligations vs. Expense Budget at Allotment Level
FMP104CA	Detail Listing of Obligations vs. Expense Budget at Appropriation Level
FMP104DA	Detail Listing of Obligations vs. Expense Budget at Cash Control Level

DETAIL LISTING OF REVENUES (A203)



RUN DATE : 08/07/99		COMMONWEALTH OF KENTUCKY				PAGE: 1	
RUN TIME : 04:49:39		MARS FINANCIAL SYSTEM					
REPORT ID : A203		DETAIL LISTING OF REVENUES					
		FOR BUDGET FISCAL YEAR 2000					
		THROUGH 07/31/99					
FUND: 0100 GENERAL FUND						AGENCY: C99 COMMONWEALTH CABINET	
ORGANIZATION: 9999 COMMONWEALTH DEPARTMENT		APPR:999999999 DIV FIELD OPERATIONS				ACT:	
		CURRENT PERIOD		FISCAL YEAR-TO-DATE			
REVENUE SOURCE		I-----I		I-----I		I-----I	
-----I		I		I		I	
		REVENUE		CASH		REVENUE	
CODE-DESCRIPTION		I RECOGNIZED		I COLLECTED		I RECOGNIZED	
-----I		I		I		I	
		I-----I		I-----I		I-----I	
R701 FINES		146.93		0.00		146.93	
						0.00	
ACTIVITY TOT		146.93		0.00		146.93	
						0.00	
APPR TOTAL 999999999		146.93		0.00		146.93	
						0.00	

This report is a detail listing by revenue source of revenues recognized. Revenue recognized and cash collected for both the current period (as specified in the dates parameters) and fiscal year-to-date are shown at each revenue budget detail line. The year-to-date column includes the current accounting period.

The following form names should be used in Document Direct to locate this report:

Form Name	Report
FMPA203A	Detail Listing of Revenues



DETAIL TRANSACTION LISTING (A601)



RUN DATE : 02/16/00											COMMONWEALTH OF KENTUCKY											PAGE: 1																																																																																																																																																																																																																																																																																																																																																																																																																																																																																																																																																																																																																																																																																																																																																																																																																																																																																																																																																																																																																																																																																																																																																																																																																																																																																																																																																																																				
RUN TIME : 00:05:23											MARS FINANCIAL SYSTEM																																																																																																																																																																																																																																																																																																																																																																																																																																																																																																																																																																																																																																																																																																																																																																																																																																																																																																																																																																																																																																																																																																																																																																																																																																																																																																																																																																																															
REPORT ID : A601											DETAIL TRANSACTION LISTING FOR																																																																																																																																																																																																																																																																																																																																																																																																																																																																																																																																																																																																																																																																																																																																																																																																																																																																																																																																																																																																																																																																																																																																																																																																																																																																																																																																																																																															
											ACCOUNTING TRANSACTIONS																																																																																																																																																																																																																																																																																																																																																																																																																																																																																																																																																																																																																																																																																																																																																																																																																																																																																																																																																																																																																																																																																																																																																																																																																																																																																																																																																																																															
											FROM 02/13/00 TO 02/15/00																																																																																																																																																																																																																																																																																																																																																																																																																																																																																																																																																																																																																																																																																																																																																																																																																																																																																																																																																																																																																																																																																																																																																																																																																																																																																																																																																																																															
B	ORG/	ACTI	FUNC	OBJ/SUB	AC	BS	INTERNAL	JOB	REPT	VENDOR																																																																																																																																																																																																																																																																																																																																																																																																																																																																																																																																																																																																																																																																																																																																																																																																																																																																																																																																																																																																																																																																																																																																																																																																																																																																																																																																																																																																

This report shows a detail listing of transactions as they appear in the ledgers. Transactions are listed by batch date, batch number, and transaction number. By specifying **FROM** and **TO** dates as parameters for the report program, you can report



on a single day, an accounting period, or multiple accounting periods (open periods). The miscellaneous parameter allows you to specify what type of transactions you want the report to contain.

The following form names should be used in Document Direct to locate this report:

Form Name	Report
FMPA601B	Detail Budget Transaction Listing
FMPA601C	Detail Accounting Transaction Listing
FMPA601D	Detail Planning Transaction Listing
FMPA601E	Detail Appropriation Transaction Listing
FMPA601F	Detail Allotment Transaction Listing



DETAILED GENERAL LEDGER INTERNAL CONSISTENCY REPORT (SA1E)



RUN DATE : 02/16/00 RUN TIME : 22:57:21 REPORT ID : SA1		COMMONWEALTH OF KENTUCKY MARS FINANCIAL SYSTEM DETAILED GENERAL LEDGER INTERNAL CONSISTENCY REPORT VERIFICATION OF EQUAL DEBITS AND CREDITS BY DOCUMENT ID, FUND, AND POSTING PERIOD			PAGE: 1	
DOCUMENT ID	FUND	PERIOD	DEBIT AMOUNT	CREDIT AMOUNT	TRANSACTION LINE	ERROR MESSAGE
EBEB061096-1	100	0696	100,000.00	0.00	1	POSTED UNEQUAL DEBITS AND CREDITS
TRANSACTIONS WITH UNEQUAL DEBITS AND CREDITS:						1

This report provides a listing of imbalances between debits and credits on the general ledger and on the budget ledger. It balances ledger entries within accounting period, fund, and document ID. If a site is using summary ledgers rather than detailed ledgers, the SA1E report will balance within fund. Also note that if a site is posting summarized entries out of automated disbursements, AD documents will be summarized by fund, rather than document ID.

The following form names should be used in Document Direct to locate this report:

Form Name	Report
FMPSA1EA	Daily Detailed General Ledger Internal Consistency Report
FMPMSAEA	Monthly Detailed General Ledger Internal Consistency Report



DISPOSED ASSETS REPORT (X010)



RUN DATE		: 02/16/00		COMMONWEALTH OF KENTUCKY				PAGE: 1	
RUN TIME		: 19:03:28		MARS FINANCIAL SYSTEM					
REPORT ID		: X010		DISPOSED ASSETS REPORT					
				AS OF 02/15/2000					
FA TYPE		: B		BUILDINGS					
GROUP		:		NO NAME FOUND IN TABLE					
DISP METHOD:		S		SELL					
FA NUMBER		BET		RESP					
		NUMBER		FUND-AGCY-ORGN		USEFUL LIFE		ACQ DATE	
		DISP AUTH						DISP DATE	
								ASSET DESCRIPTION	
QUANTITY		ASSET VALUE		ACCUM DEPR		SALVAGE VALUE		VALUATION AMOUNT	
								MEMO DISP VALUE	
								SELLING PRICE	
46		00 AC		FA33 534 D534		5		12/21/1999 12/21/1999	
1		500,000.00		.00		50.00		.00	
METHOD TOTAL:									
1		500,000.00		.00		50.00		.00	
GROUP TOTAL:									
1		500,000.00		.00		50.00		.00	
TYPE TOTAL:									
1		500,000.00		.00		50.00		.00	

This report shows all fully disposed assets still on the Fixed Asset Summary Inquiry (FAS1) table as of the date the report is run.

The following form names should be used in Document Direct to locate this report:

Form Name	Report
FMPX010A	Disposed Assets Report



EFT PRENOTE SELECTION AND REPORT (EFPN)



RUN DATE : 02/16/00		COMMONWEALTH OF KENTUCKY		PAGE: 1	
RUN TIME : 16:14:13		MARS FINANCIAL SYSTEM			
REPORT ID : EFPN		PRENOTE SELECTION LOGIC			
		FOR TAPE SEQUENCE NUMBER: 000020			
VENDOR CODE	VENDOR NAME	ABA NUMBER/ CHECK DIGIT	BANK NAME	BANK ACCOUNT NUMBER	CHECKING SAVINGS
CHEV-01	Johnson's Chevy World	938943523 3	Town Bank	12	S

This report is part of the Electronic Funds Prenote Process (EFPN) program. This process is used to notify the bank of the intention to begin using electronic funds transfers. The report shows the vendors selected for the pre-note process. The report reads through the EFTT table for new entries (status = **N**) and creates a file to be written to tape and then sent to the bank.

The EFT status on EFTT and VEND is changed to **P** and the Last Status Change date on EFTT is set to the current date. Once the bank tape is created, the bank has a pre-determined number of days to inform the user that his or her information is incorrect. This pre-determined number of days is found on SOPT as the number of prenote days. If the bank does not respond within the appropriate time frame, the EFPN process will approve the vendor for EFT (the EFT status on EFTT and VEND will be changed to **A**). The report does not show vendors that were approved for EFT (EFT status changed from **P** to **A**).

The following form names should be used in Document Direct to locate this report:

Form Name	Report
FMPEFPNA	EFT Prenote Selection and Report



EFT SCHEDULED PAYMENT TURNAROUND REPORT BEFORE/AFTER DISBURSEMENT (EF01A/EF01B)



RUN DATE : 07/09/99 RUN TIME : 19:47:03 REPORT ID: EF01A	COMMONWEALTH OF KENTUCKY MARS FINANCIAL SYSTEM EFT SCHEDULED PAYMENT TURNAROUND REPORT FOR PAYMENTS SCHEDULED BETWEEN 07/01/99 AND 07/14/99 CHECK DATE: 07/09/99 BANK ACCT: G1 GENERAL DEP	PAGE: 1							
NOTE: DISCOUNTS NOT TAKEN. NEGATIVE VENDOR BALANCES ARE NOT INCLUDED IN SCHEDULED PAYMENT TOTALS BY BANK ACCOUNT									
							CHANGES *****		
VOUCHER NUMBER	VOUCHER DATE	BD FY	VENDOR INVOICE	INVOICE AMOUNT	PAID AMOUNT	USE TAX AMOUNT	SCHEDULED PAYMENT AMOUNT	I SCHED N PAYMNT T DATE	O L D
VENDOR: 22970981401	DOE, JOHN								
040PV000000057	07 02 99 00 BI-WK		070999	613.50	0.00	0.00	613.50		
VENDOR TOTAL:				613.50	0.00	0.00	613.50		

These reports are part of the automated disbursement cycle before and after disbursement. They show outstanding payment vouchers that are not on hold whose scheduled payment date, fund, and bank account satisfy the requested parameters. The reports show payment voucher line detail and totals by vendor. Credit memos are taken into account in the vendor total. Discounts are not calculated or considered for these reports.

The following form names should be used in Document Direct to locate this report:

Form Name	Report
FMPEF1AA	Scheduled EFT Travel Payments Before Disbursement
FMPEF1AB	Scheduled EFT Vendor Payments Before Disbursement
FMPEF1BA	Scheduled EFT Travel Payments After Disbursement
FMPEF1BB	Scheduled EFT Vendor Payments After Disbursement



EFT TAPE REGISTER REPORT (EFCG)



RUN DATE : 02/06/00		COMMONWEALTH OF KENTUCKY		PAGE: 1			
RUN TIME : 18:37:28		MARS FINANCIAL SYSTEM					
REPORT ID : EFCG		EFT TAPE REGISTER					
APPLICATION TYPE: EF							
VENDOR NUMBER	VENDOR NAME	DEPOSIT DATE	AMOUNT	BANK NUMBER	BANK ACCOUNT NUMBER	CHK/ SVGS	TRANSFER NUMBER
25233521403	A J Brown, Inc. - Local	02/06/00	89.10	02237042	334706934	C	00101
25233521403	A J Brown, Inc. - Local	02/06/00	184.50	02237042	334706934	C	00102
***** BATCH TOTALS *****							
EFTS RECORD COUNT		=	2				
EFTS RECORD AMOUNT		=	273.60				

This report is issued during the run of EFCG. It reports a list of transactions created for the EFTTAPE ledger.

The following form names should be used in Document Direct to locate this report:

Form Name	Report
FMPEFCGA	Travel EFT Tape Register Report
FMPEFCGB	Vendor EFT Tape Register Report



EFT UNSCHEDULED PAYMENT TURNAROUND REPORT BEFORE/AFTER DISBURSEMENT (EF02A/EF02B)



RUN DATE : 07/09/99		COMMONWEALTH OF KENTUCKY						PAGE: 1	
RUN TIME : 19:47:21		MARS FINANCIAL SYSTEM							
REPORT ID : EF02A		EFT UNSCHEDULED PAYMENT TURNAROUND REPORT							
		BANK ACCT: G1 GENERAL DEP							
								CHANGES	

								H	H
								O	O
								L	L
								D	D
VOUCHER	VOUCHER	BD	VENDOR	INVOICE	PAID	USE TAX	SCHEDULED	SCHED	
NUMBER	DATE	FY	INVOICE	AMOUNT	AMOUNT	AMOUNT	PAYMENT	PAYMENT	
							AMOUNT	DATE	
								L	L
								D	D
VENDOR: 41764375101			REEVES, EMERIN B						
410I-99008968	07 06 99	00	417643571	4,494.26	0.00	0.00	4,494.26	08 05 99	
VENDOR TOTAL:				4,494.26	0.00	0.00	4,494.26		

These reports show all outstanding payment vouchers that are on hold and those whose scheduled payment date, fund, and bank account do not satisfy the requested parameters. In other words, these reports will show all outstanding vouchers that do not appear on the EF01A and EF01B reports before and after disbursement. Closed vouchers do not appear on any of these reports.

The following form names should be used in Document Direct to locate this report:

Form Name	Report
FMPEF2AA	Unscheduled EFT Travel Payments Before Disbursement
FMPEF2AB	Unscheduled EFT Vendor Payments Before Disbursement
FMPEF2BA	Unscheduled EFT Travel Payments After Disbursement
FMPEF2BB	Unscheduled EFT Vendor Payments After Disbursement



EFT VOUCHER PAYMENT ELECTRONIC FUNDS TRANSFER REGISTER REPORT (EF03)



RUN DATE : 02/06/00		COMMONWEALTH OF KENTUCKY		PAGE: 1		
RUN TIME : 18:37:48		MARS FINANCIAL SYSTEM				
REPORT ID : EF03		VOUCHER PAYMENT ELECTRONIC FUNDS TRANSFER REGISTER				
		FOR ELECTRONIC FUNDS TRANSFERRED 02/06/00				
CHECK TYPE: EF						
TRANSACTION CODE: EF		BANK: G1 FARMERS BANK & CAPITAL TRUST		BANK ACCOUNT 0020575		
CHECK NUMBER	VENDOR NAME	VENDOR CODE	VOUCHER NUMBER	VOUCHER DATE	VENDOR INVOICE	PAYMENT AMOUNT
00370000101	A J Brown, Inc. - Local	25233521903	920TE040500262	02 06 00		98.99
					DISCOUNT	9.89-
					TOTAL FOR CHECK:	89.10
00370000102	A J Brown, Inc. - Local	25233521903	920TE040500274	02 06 00		200.00
					DISCOUNT	15.50-
					TOTAL FOR CHECK:	184.50
					TOTAL FOR BANK ACCT:	273.60
					TOTAL FOR TRANS CODE:	273.60
					CHECK TYPE TOTAL:	273.60

This report shows voucher numbers of vouchers transferred by the electronic funds transfer cycle. This report also displays the amounts paid and transaction numbers used, including the numbers of voided transactions. This report is part of the automated disbursement cycle, but it must be specifically requested.

The following form names should be used in Document Direct to locate this report:

Form Name	Report
FMPEF03A	Travel Voucher Payment EFT Register Report
FMPEF03B	Vendor Voucher Payment EFT Register Report



FEDERAL BILLING REPORT -- Non FHWA (PB14-A)



RUN DATE : 08/20/99 RUN TIME : 22:20:13 REPORT ID : PB14 - A	COMMONWEALTH OF KENTUCKY MARS FINANCIAL SYSTEM FEDERAL BILLING REPORT (NON FHWA)	PAGE: 1
AGCY: XXX	PROJECT: GXXXA	SUB-PROJECT: 07 PHASE: Z FED ROUTE: FED SECTION: FED SEQUENCE:
PROVIDER-CODE: FTA	PROVIDER NAME: *****	
OBJECT	OBJECT NAME	ACTIVITY ACTIVITY NAME
-----	-----	-----
E425	MASS TRANSIT DVLOPMNT PAYMENTS	9999 AGENCY SPECIFIC ACTIVITY NAME
		DOLLAR-AMOUNT

		9999.00
		PROVIDER TOTAL: 9999.00
		AGCY/PROJ/SUB-P/PHASE TOTAL: 9999.00
		REPORT TOTAL: 9999.00

Detail report (at least one line per transaction) of all eligible charges included in the current third party billing to federal (non-FHWA) agencies. Report is sorted by object and activity code within provider and project.

The following form names should be used in Document Direct to locate this report:

Form Name	Report
FMPFINLB	Final Billing Federal Billing Report (Non FHWA)
FMPMEMOG	Memo Billing Federal Billing Report (Non FHWA)
FMPREVWE	Review Billing Federal Billing Report (Non FHWA)



FEDERAL HIGHWAY ADMINISTRATION INVOICE (PBEX)



RUN DATE: 08/20/99		** COMMONWEALTH OF KENTUCKY **						PAGE: 1
RUN TIME: 22:31:49		FEDERAL HIGHWAY ADMINISTRATION INVOICE						REPORT ID: PBEX
		FOR PERIOD 07/01/99 THROUGH 08/23/99						
DATE	APP.	REGION	STATE	SCT.	PROJECT NUMBER	OBJECT	TRAN.	AMOUNT
08/23/99	Q01	04	21	50	0712 060	4100	10	11,653.56
08/23/99	Q01	04	21	50	0712 060	4100	10	1.80
08/23/99	Q01	04	21	50	0758 078	4100	10	2,063,294.72
08/23/99	Q01	04	21	50	0757 110	4100	10	46.94
08/23/99	Q01	04	21	50	0757 113	4100	10	7,799.69
08/23/99	Q01	04	21	50	0646 049	4100	10	224,525.17
08/23/99	Q01	04	21	50	0644 080	4100	10	849,959.16
08/23/99	Q01	04	21	50	2653 012	4100	10	2,387,252.59
08/23/99	Q01	04	21	50	0752 062	4100	10	1,912,835.28
08/23/99	Q01	04	21	50	0758 077	4100	10	179.94
08/23/99	Q01	04	21	50	0241 070	4100	10	379,949.06
08/23/99	Q01	04	21	50	0751 059	4100	10	5,371,731.41
08/23/99	Q01	04	21	50	0659 006	4100	10	417.73
APPROPRIATION Q01 TOTAL								13,209,647.05
08/23/99	Q05	04	21	50	0272 086	4100	10	78,656.00
08/23/99	Q05	04	21	50	0272 085	4100	10	815,252.11
08/23/99	Q05	04	21	50	0681 012	4100	10	74,102.42
08/23/99	Q05	04	21	50	1192 062	4100	10	49.99
08/23/99	Q05	04	21	50	0151 023	4100	10	50,131.56
08/23/99	Q05	04	21	50	0151 037	4100	10	215,299.65
08/23/99	Q05	04	21	50	0752 058	4100	10	48,361.68
08/23/99	Q05	04	21	50	3000 293	4100	10	2.96
APPROPRIATION Q05 TOTAL								1,281,856.37
08/23/99	Q10	04	21	50	5248 018	4100	10	36.65
08/23/99	Q10	04	21	50	5055 011	4100	10	2,174,449.24
08/23/99	Q10	04	21	50	1191 023	4100	10	200,521.98
08/23/99	Q10	04	21	50	1211 014	4100	10	201.60
08/23/99	Q10	04	21	50	0601 127	4100	10	4,546.77
08/23/99	Q10	04	21	50	7500 005	4100	10	139,272.50
08/23/99	Q10	04	21	50	1911 004	4100	10	204,853.46
08/23/99	Q10	04	21	50	5185 005	4100	10	6,098.88
08/23/99	Q10	04	21	50	5253 013	4100	10	1,322.93
08/23/99	Q10	04	21	50	5253 014	4100	10	32,633.20
08/23/99	Q10	04	21	50	5255 008	4100	10	120.00
08/23/99	Q10	04	21	50	5118 032	4100	10	145,159.72
08/23/99	Q10	04	21	50	5189 004	4100	10	243,944.60
08/23/99	Q10	04	21	50	8260 004	4100	10	3,160.00
08/23/99	Q10	04	21	50	5166 015	4100	10	4,284.81

This report is the actual Federal Highway Administration invoice to accompany the billing tape produced during the FINALBIL process.



The following form names should be used in Document Direct to locate this report

Form Name	Report
FMPPBDGB	Federal Highway Administration Invoice



FHWA BILLING DETAIL REPORT (PB16)



RUN DATE : 07/09/99		COMMONWEALTH OF KENTUCKY				PAGE: 1	
RUN TIME : 20:27:20		MARS FINANCIAL SYSTEM					
REPORT ID : PB16		FHWA BILLING DETAIL REPORT					
AGCY: 100	PROJECT: P0001	SUB-PROJECT: 01	PHASE: 2	FED PREFIX:	FED ROUTE:	FED SECTION:	
FHWA APPROP: P74		PROJECT DESC: Arts Initiative Program					
TRANSACTION ID	WO & GROUP	OBJT	OBJECT NAME	ACTV	ACTIVITY SHORT NAME	FED SHARE DOLLAR-AMOUNT	TOTAL DOLLAR-AMOUNT
PV200PV204		0017	Supplies	0011	General Administration		30.00
PV200PV204		0017	Supplies	0011	General Administration		30.00
PV200PV204		0017	Supplies	0011	General Administration		30.00
FHWA AAPPROP TOTAL:		90.00					

This report details (at least one line per transaction) all eligible charges from current FHWA projects. Report is sorted by object and activity code within provider and project.

The following form names should be used in Document Direct to locate this report:

Form Name	Report
FMPFINLA	Final Billing FHWA Billing Detail Report
FMPMEMOJ	Memo Billing FHWA Billing Detail Report
FMPREVWH	Review Billing FHWA Billing Detail Report



FHWA BILLING SUMMARY REPORT (PB13)



RUN DATE : 08/19/99	** COMMONWEALTH OF KENTUCKY **	PAGE: 1
RUN TIME : 22:58:10	FHWA BILLING SUMMARY REPORT	REPORT ID: PB13
AGCY: XXX PROJECT: 99999		
SUMMARY FOR PROJECT: 99999 SUB-PROJECT: 01 PHASE: Z FED PREFIX: 000CF FED ROUTE: 99999 FED SECTION: 056		
FHWA APPROPRIATION:		
BILLING TOTAL:	6721.26-	SUSPENDED AMOUNT: 0.00 NET CLAIM: 6721.26-
SUMMARY FOR ALL SUB-PROJECT/PHASES-----		
BILLING TOTAL:	6721.26-	SUSPENDED AMOUNT: 0.00 NET CLAIM: 6721.26-

Provides a summary listing by project of the current billing's total eligible amount, suspended amount, and net claim.

The following form names should be used in Document Direct to locate this report:

Form Name	Report
FMPMEMOF	Memo Billing FHWA Billing Summary Report
FMPREVWD	Review Billing FHWA Billing Summary Report



FHWA BILLING TURNAROUND REPORT (PB10)



RUN DATE	: 08/19/99	COMMONWEALTH OF KENTUCKY	PAGE:	1
RUN TIME	: 22:58:03	MARS FINANCIAL SYSTEM		
REPORT ID	: PB10	FHWA BILLING TURNAROUND REPORT		
AGENCY:	XXX	PROJECT: 99999	SUB PROJECT: 01	PHASE: Z
	FED PREFIX: 99999	FED ROUTE: 99999	FED SECTION: 999	
	FHWA APPROPRIATION:	AGREEMENT AMOUNT:	5,325,000.00	
	CURRENT BILLING CYCLE	PRIOR PROJECT TO DATE	TOTAL	
	-----	-----	-----	
	SUSPENSE AMOUNT:	0.00	SUSPENSE AMOUNT:	0.00
	SUSPENSE AMOUNT:	0.00	SUSPENSE AMOUNT:	0.00
	-SUB PROJECT/PHASE TOTAL-----			
	CURRENT BILLING CYCLE	PRIOR PROJECT TO DATE	TOTAL	
	-----	-----	-----	
	BILLING TOTAL:	6,721.26-	BILLING TOTAL:	2,883,999.03
	BILLING TOTAL:	2,878,355.77	BILLING TOTAL:	2,878,355.77
	SUSPENSE AMOUNT:	0.00	SUSPENSE AMOUNT:	0.00
	SUSPENSE AMOUNT:	0.00	SUSPENSE AMOUNT:	0.00
	=====			
	-PROJECT TOTAL-----			
	CURRENT BILLING CYCLE	PRIOR PROJECT TO DATE	TOTAL	
	-----	-----	-----	
	BILLING TOTAL:	6,721.26-	BILLING TOTAL:	2,883,999.03
	BILLING TOTAL:	2,878,355.77	BILLING TOTAL:	2,878,355.77
	SUSPENSE AMOUNT:	0.00	SUSPENSE AMOUNT:	0.00
	SUSPENSE AMOUNT:	0.00	SUSPENSE AMOUNT:	0.00
	=====			

The primary purpose of this report is to show current billing cycle billable and suspended dollar amounts for all FHWA projects. The report also presents the current agreement amount, billed-to-date and suspended-to-date amounts.

The following form names should be used in Document Direct to locate this report:

Form Name	Report
FMPMEMOD	Memo Billing FHWA Billing Turnaround Report
FMPREVWB	Review Billing FHWA Billing Turnaround Report



FHWA UNBILLED COSTS REPORT (PBBP-B)



RUN DATE : 07/09/99	COMMONWEALTH OF KENTUCKY	PAGE: 1
RUN TIME : 20:26:38	MARS FINANCIAL SYSTEM	
REPORT ID : PBBP - B	REPORT OF FHWA UNBILLED COSTS, PREP	

AGCY: 801	PROJECT: PB001	PROJECT TOTAL: .00
ACTIVITY: 1000	SUB PROJECT: 01	
ACTIVITY: 1000	PHASE: R	
OBJECT: 0002	FUNDING SOURCES HAVE NO REMAINING DOLLARS.	\$ 1,420.02
OBJECT: 0001	FUNDING SOURCES HAVE NO ELIGIBLE DOLLARS.	\$ 7,000.00

REPORT TOTAL:	8,420.02	PROJECT TOTAL: 8,420.02

Produced during the memo billing and review billing processes. Lists all FHWA unbilled costs. Sorted by agency, project, subproject and phase.

The following form names should be used in Document Direct to locate this report:

Form Name	Report
FMPMEMOB	Memo Billing FHWA Unbilled Costs Report
FMPREVWJ	Review Billing FHWA Unbilled Costs Report



FIXED ASSET DEPRECIATION REPORT (X003)



RUN DATE : 07/09/99 COMMONWEALTH OF KENTUCKY PAGE: 1
 RUN TIME : 18:35:16 MARS FINANCIAL SYSTEM
 REPORT ID : X003 FIXED ASSET DEPRECIATION REPORT
 AS OF 02/28/00

FUND : FA01 GENERAL FUND MEMO DEPR: N
 AGENCY : 534 DEPARTMENT FOR THE BLIND
 FA TYPE : E EQUIPMENT AND FURNITURE

FA NUMBER: FA-52 USEFUL-LIFE: 1 DEPR METHOD: SL

BETT NUM	ACQ DATE	BETTERMENT DESCRIPTION				
	SALVAGE VALUE	BETTERMENT VALUE	CURRENT PRD DEPR	YEAR-TO-DATE DEPR	LIFE-TO-DATE DEPR OF REMAINING UNITS	NET VALUE
00	06/09/1999 .00	BARRELS, DRUMS & KEGS 352.69	242.36	242.36	242.36	110.33
01	05/13/1999 .00	GALLON CAN 200.00	141.74	141.74	141.74	58.26

TOTALS

ASSET .00 552.69 384.10 384.10 384.10 168.59

FA NUMBER: X003 TEST USEFUL-LIFE: 1 DEPR METHOD: SL

BETT NUM	ACQ DATE	BETTERMENT DESCRIPTION				
	SALVAGE VALUE	BETTERMENT VALUE	CURRENT PRD DEPR	YEAR-TO-DATE DEPR	LIFE-TO-DATE DEPR OF REMAINING UNITS	NET VALUE
00	04/01/1999 .00	AC TEST 900.00	652.96	803.54	788.49	111.51

TOTALS

ASSET .00 900.00 652.96 803.54 788.49 111.51

FA NUMBER: X003 TEST-1 USEFUL-LIFE: 5 DEPR METHOD: SL

BETT NUM	ACQ DATE	BETTERMENT DESCRIPTION				
	SALVAGE VALUE	BETTERMENT VALUE	CURRENT PRD DEPR	YEAR-TO-DATE DEPR	LIFE-TO-DATE DEPR OF REMAINING UNITS	NET VALUE
00	04/01/1999 .00	AC TEST 500.00	45.86	129.36	87.61	412.39

TOTALS

ASSET .00 500.00 45.86 129.36 87.61 412.39

A report of depreciation by fund and agency. For each betterment of each depreciable asset, the acquisition value, salvage value, current period, year-to-date and life-to-date depreciation, and net asset value are shown. (Current fiscal month and year are specified on the dates card.)



The following form names should be used in Document Direct to locate this report:

Form Name	Report
FMPX003A	Fixed Asset Depreciation Report



FIXED ASSET DISPOSITION COMING TO SURPLUS PROPERTY REPORT (KLDFDR)



RUN DATE: 02/22/00		** COMMONWEALTH OF KENTUCKY **				PAGE: 1		
RUN TIME: 18:57:45		FIXED ASSET DISPOSITION COMING TO SURPLUS PROPERTY				REPORT ID: KLDFDR		
		AS OF 02/21/00						
AGENCY: 534								
AGENCY NAME: DEPARTMENT FOR THE BLIND								
ORG	FA TYPE	FA NUMBER	BET NUMBER	ASSET DESCRIPTION	FD NUMBER	ORIGINAL UNIT COST	NET UNIT VALUE	DISP METHOD
-----	-	-----	--	-----	-----	-----	-----	-----
D534	E	FA-33	00	TRACTOR BACKHOE	FD000000065	2,500.00	2,392.69	S
D534	E	FA-52	00	BARRELS, DRUMS & KEGS	FD000000066	11.75	3.67	D
D534	E	FA-52	01	GALLON CAN	FD000000067	13.33	3.88	D
D534	E	FA-53	00	BUS BODIES	FD000000068	1,500.00	1,453.19	S

This report identifies FD transactions generated from the Fixed Asset Disposal section Selection (FADS) and Fixed Asset Disposal Generation (FDGN) tables.

The following form names should be used in Document Direct to locate this report:

Form Name	Report
FMPFDGNA	Fixed Asset Disposition Coming to Surplus Property Report

FIXED ASSET DISPOSITION REPORT (X012)



RUN DATE : 02/16/00		COMMONWEALTH OF KENTUCKY				PAGE: 1	
RUN TIME : 19:03:58		MARS FINANCIAL SYSTEM					
REPORT ID : X012		FIXED ASSET DISPOSITION REPORT					
		FROM 07/01/1999 TO 02/15/2000					
FA TYPE : B		BUILDINGS					
GROUP :							
DISP METHOD: S		SELL					

This report shows detail for all Fixed Asset Depreciation (FD) documents within a specified date range, thereby reporting all disposition information for partial or complete dispositions.

The following form names should be used in Document Direct to locate this report:

Form Name	Report
FMPX012A	Fixed Asset Disposition Report



*FIXED ASSET FUNDING ASSURANCE
REPORT (X027)*



RUN DATE : 02/13/00			COMMONWEALTH OF KENTUCKY		PAGE: 1	
RUN TIME : 08:20:00			MARS FINANCIAL SYSTEM			
REPORT ID : X027			FIXED ASSET FUNDING SOURCE / FBT1 OUT OF SYNC			
			AS OF 01/08/00			
AGENCY: C35						
AGENCY NAME:						
FA	ASSET	FA BET		(FBT1)	(FFSC)	
TY	NUMBER	NUM	DESCRIPTION	ASSET VALUE	FUNDING SRC TOT	DIFFERENCE

E	COMPUTER-100000	00	CPU COMPUTER	1,800.00	1,706.40	93.60
E	COMPUTER-100000	01	INTERNAL MODEM	0.00	95.99	95.9

This report shows out of sync records showing all Fixed Assets and Fixed Assets Betterments that have the asset value update with an FC document, but have not had an FF document applied yet.

The following form names should be used in Document Direct to locate this report:

Form Name	Report
FMPX027A	Fixed Asset Funding Assurance Report



FIXED ASSET INVENTORY BY LOCATION REPORT

(X006)



RUN DATE : 02/18/00		COMMONWEALTH OF KENTUCKY					PAGE: 1	
RUN TIME : 09:49:06		MARS FINANCIAL SYSTEM						
REPORT ID : X006		FIXED ASSET INVENTORY BY LOCATION						
		AS OF 02/18/00						
LOCATION: 1112223334								
NO LOCATION NAME FOUND								
NO LOCATION CLASS NAME FOUND								
NO LOCATION CAT NAME FOUND								
RESP								
FA TYPE/NUMBER	FUND-AGCY-ORG	ACQUIRED	IN SERV	LIFE	REPLACED	VALUATION AMOUNT	ASSET VALUE	ACCUM DEPR
QUANTITY								

DESCRIPTION	MANUFACTURER	MODEL NNUMBER	SERIAL NUMBER	AREA	PLAT	BETT	CNT	

> GROUP: NO GROUP NAME FOUND								
B GLFT0000017	FA01-470-D790	02/11/99	02/11/99	0	/ /	150,000.00	150,000.00	.00
1	WING TO NEW CAPITAL ANNEX					NONE		00
B 123456789101112	BC01-470-BA01	01/15/99	/ /	0	/ /	.00	1,007,500.00	.00
1	LOADING DOCK					NONE		01
GROUP TOTAL:						150,000.00	1,157,500.00	.00
TYPE TOTAL:						150,000.00	1,157,500.00	.00
								2

A report on each asset in order by location category, location class and location. (A specific location can be selected or all locations can be selected.)

The following form names should be used in Document Direct to locate this report:

Form Name	Report
FMPX006A	Fixed Asset Inventory by Location Report



FIXED ASSET REORGANIZATION REPORT (FARO)



RUN DATE		: 08/24/99		COMMONWEALTH OF KENTUCKY										PAGE:		1	
RUN TIME		: 11:30:22		MARS FINANCIAL SYSTEM													
REPORT ID		: FARO		FIXED ASSET REORGANIZATION REPORT													
FA	OLD/	RESPONSIBLE					OBJT	REV SRC		REPT BS							
TYPE	NEW	FUND	AGY	ORGN/SUB	APPR UNIT	ACTV	FUNC	/SUB	/SUB	JOB NUM	CAT	ACCT	LOCATION	ROOM NUM	ASSET	CUSTODIAN	

A	OLD	FA32	534	D534	E0EC0EC00			E174									
	NEW	FA32	534	D534	E0EC0EC00			E169									
A	OLD	FA01	534	D534	E0EC0EC00			E169									
	NEW	FA02	534	D534	E0EC0EC00			E174									
A	OLD	FA01	534	D534	E0EC0EC00			E174									
	NEW	FA02	534	D534	E0EC0EC00			E169									
L	OLD												30008001	123		JOHN DOE	
	NEW												30017002	456		ASHLEY JUDD	

This report shows data that was changed on the Fixed Asset Summary Inquiry (FAS1) screen due to an entry on the Fixed Asset Reorganization (FARO) table. It also shows the new data entered.

The following form names should be used in Document Direct to locate this report:

Form Name	Report
FMPFAROA	Fixed Asset Reorganization Report



FIXED ASSET REPLACEMENT FORECAST REPORT (X009)



RUN DATE : 02/13/00		COMMONWEALTH OF KENTUCKY					PAGE: 1	
RUN TIME : 08:22:44		MARS FINANCIAL SYSTEM						
REPORT ID : X009		FIXED ASSET REPLACEMENT FORECAST						
		FROM 01/01/1999 TO 01/01/2000						
AGENCY: 001 Investment Pool Agency								
LOCATION: Kentucky								

This report shows assets currently on the system that will need replacement within specified dates. A **From Date** and a **To Date** should be provided on the Application Dates (LDAT) table. Up to 10 specific agencies may be selected for this report, or all agencies.

The following form names should be used in Document Direct to locate this report:

Form Name	Report
FMPX009A	Fixed Asset Replacement Forecast Report



FIXED ASSET TRANSACTION DETAIL REPORT (X002)



RUN DATE : 08/17/99		COMMONWEALTH OF KENTUCKY				PAGE: 1	
RUN TIME : 22:32:46		MARS FINANCIAL SYSTEM					
REPORT ID : X002		FIXED ASSET TRANSACTION DETAIL					
		FROM 08/17/99 TO 08/17/99					
AGENCY : XXX		COMMONWEALTH DEPARTMENT					
ORGANIZATION : D999		COMMONWEALTH DEPARTMENT					
RESPONSIBLE FUND : 0100		GENERAL FUND					
FA TYPE : E		EQUIPMENT AND MACHINERY					
FA NUMBER : C0110594		DESK SECRETARIAL					
BETT NUM	TRANS CODE/NUM	TRANS DATE	ORGN-ACTV-OBJT	LOCATION	DISP AUTH	ASSET VALUE	ACCUM DEPR

00	FA/FA999999999	08/17/99	D999-XXXX-E346	99999999		649.00	.00
ASSET TOTAL:						649.00	.00
TYPE TOTAL:						649.00	.00
FUND TOTAL:						649.00	.00
ORGN TOTAL:						649.00	.00
AGENCY TOTAL:						649.00	.00
GRAND TOTAL:						649.00	.00

This report shows a complete detail of all fixed asset transactions (including depreciation) entered between the range of dates specified on the Application Dates (LDAT) table parameter card. The following form names should be used in Document Direct to locate this report:

Form Name	Report
FMPX002A	Fixed Asset Transaction Detail Report



FIXED ASSET TRANSFER DETAIL REPORT (X015)



RUN DATE : 08/25/99				COMMONWEALTH OF KENTUCKY						PAGE: 1	
RUN TIME : 13:47:07				MARS FINANCIAL SYSTEM							
REPORT ID : X015				FIXED ASSET TRANSFER DETAIL REPORT							
				AS OF 08/23/99							

This report shows all internal sales and transfers across funds and agencies for the year. This report should be run after a fixed assets annual close.

The following form names should be used in Document Direct to locate this report:

Form Name	Report
FMPX015A	Fixed Asset Transfer Detail Report



FIXED ASSETS CURRENT YEAR ACCUMULATED DEPRECIATION REPORT (X025)



RUN DATE : 02/13/00		COMMONWEALTH OF KENTUCKY				PAGE: 1	
RUN TIME : 08:22:55		MARS FINANCIAL SYSTEM					
REPORT ID : X025		FIXED ASSETS CURRENT YEAR ACCUMULATED					
		DEPRECIATION NET OF CONTRIBUTED ASSETS					
		AS OF 01/01/2000					
FUND TYPE: P							
FUND: 1000 Research Related Grant Fund		ACQ DATE	ACCT	ACCUM DEPR	ACCT	ACCUM DEPR	TOTAL ACCUM DEPR
AGENCY: 011							
FA TYPE: B		01/01/1998	C001	371,184.00			371,184.00
FA NUMBER: 12345678910							
FA TYPE: B		01/01/1998	CC01	1,895,400.48			1,895,400.48
FA NUMBER: 234567							
						FA TYPE TOTAL:	2,266,584.48
FA TYPE: E		01/01/1998	C001	168,720.00			168,720.00
FA NUMBER: 1001201220							
FA TYPE: E		01/01/1998	CC01	1,855,920.00			1,855,920.00
FA NUMBER: 100120							
						FA TYPE TOTAL:	2,024,640.00
						AGENCY TOTAL:	4,291,224.48
						FUND TOTAL:	4,291,224.48
						FUND TYPE TOTAL:	4,291,224.48
						GRAND TOTAL:	4,291,224.48

This report shows the current year accumulation for each contributed asset with each fund and fixed asset type.

The following form names should be used in Document Direct to locate this report:

Form Name	Report
FMPX025A	Fixed Assets Current Year Accumulated Depreciation Report



The following form names should be used in Document Direct to locate this report:

Form Name	Report
FMPIN30A	Forecasted Demand and Actual Item Usage History Report



FUND TRANSFER REPORT (PB15)



RUN DATE : 07/09/99				COMMONWEALTH OF KENTUCKY				PAGE: 1	
RUN TIME : 20:27:16				MARS FINANCIAL SYSTEM					
REPORT ID : PB15				FUND TRANSFER REPORT					
TO FUND: 2400									
AGCY: 380		PROJECT: 60799		SUB-PROJECT: 06		PHASE: Z		FEDERAL ROUTE:	
								SECTION:	
								SEQUENTIAL:	
FY	FUND	TYPE	PROGRAM	OBJCT	OBJECT NAME	ACTV	ACTIVITY NAME	DOLLAR	AMOUNT
00	2400	S	3802400KE00	E221	RENTAL-NON-ST OWN BLD&LND-1099			906.21	**NO TRSFR
00	2400	S	3802400KE00	E351	BOOKS FOR DEPT USE-EXC LIBR DP			144.22	**NO TRSFR
PROJECT TRANSFER TOTAL:								1050.43	
AGCY: 920		PROJECT: 60799		SUB-PROJECT: 02		PHASE: Z		FEDERAL ROUTE:	
								SECTION:	
								SEQUENTIAL:	
FY	FUND	TYPE	PROGRAM	OBJCT	OBJECT NAME	ACTV	ACTIVITY NAME	DOLLAR	AMOUNT
00	2400	S	9202400BC00	E212	ELECTRICITY			916.63	**NO TRSFR
00	2400	S	9202400BC00	E213	WATER AND SEWAGE			37.10	**NO TRSFR
00	2400	S	9202400BC00	E263	OTHER TELECOMMUNICATIONS			22.87	**NO TRSFR
00	2400	S	9202400BC00	E361	IN-STATE TRAVEL			162.27	**NO TRSFR
00	2400	S	9202400BC00	E362	OUT-OF-STATE TRAVEL			1658.42	**NO TRSFR
00	2400	S	9202400BC00	E362	OUT-OF-STATE TRAVEL			1661.62	**NO TRSFR
00	2400	S	9202400BC00	E362	OUT-OF-STATE TRAVEL			2236.00	**NO TRSFR
PROJECT TRANSFER TOTAL:								6694.91	
AGCY: 920		PROJECT: 60799		SUB-PROJECT: 04		PHASE: Z		FEDERAL ROUTE:	
								SECTION:	
								SEQUENTIAL:	
FY	FUND	TYPE	PROGRAM	OBJCT	OBJECT NAME	ACTV	ACTIVITY NAME	DOLLAR	AMOUNT
00	2400	S	9202400BD00	E212	ELECTRICITY			37.92	**NO TRSFR
00	2400	S	9202400BD00	E212	ELECTRICITY			890.28	**NO TRSFR
00	2400	S	9202400BD00	E213	WATER AND SEWAGE			34.49	**NO TRSFR
00	2400	S	9202400BD00	E362	OUT-OF-STATE TRAVEL			1355.28	**NO TRSFR
00	2400	S	9202400BD00	E362	OUT-OF-STATE TRAVEL			656.00	**NO TRSFR
00	2400	S	9202400BD00	E362	OUT-OF-STATE TRAVEL			1688.50	**NO TRSFR
PROJECT TRANSFER TOTAL:								4662.47	

The Fund Transfer Report presents a detailed listing of all ineligible charges by project. The report indicates for each line whether that charge will be transferred (via Journal Voucher) to a default "unbillable" accounting distribution. (For fund transfer process information, see the *User's Guide*.)

The following form names should be used in Document Direct to locate this report:

Form Name	Report
FMPMEMOI	Memo Billing Fund Transfer Report
FMPREVWG	Review Billing Fund Transfer Report



GENERAL FIXED ASSETS BY EQUITY AND ASSET TYPE REPORT (X020)



RUN DATE : 08/24/99		COMMONWEALTH OF KENTUCKY		PAGE: 1
RUN TIME : 09:24:51		MARS FINANCIAL SYSTEM		
REPORT ID : X020		GENERAL FIXED ASSETS BY EQUITY AND ASSET TYPE		
		AS OF 02/15/2000		
BREAKDOWN BY	FUND:	RESPONSIBLE FUND	TOTAL ASSET VALUE	ACCUMULATED DEPRECIATION
		0100	7,887.99	2,372.45
		0200	1,265,521.56	2,163.96
		0300	2,500.00	.00
		1100	13,500.00	.00
		1200	2,623.99	41.63
		1300	2,000.00	61.32
		1400	98,042.98	2,724.43
		1500	550.00	.00
		2100	90,597.90	8,447.50
		2200	34,366.10	1,571.60
TOTAL AMOUNTS:			1,517,590.52	17,382.89

This report shows the equity breakdown of fixed assets by fund, equity account, and asset type. This report is not generated for **P** (pension trust), **I** (internal) **E** (enterprise), **N** (non-expendable trust) and **A** (agency) fund types. Parameters govern whether a single fund or a range of funds are listed.

The following form names should be used in Document Direct to locate this report:

Form Name	Report
FMPX020A	General Fixed Assets by Equity and Asset Type Report

GENERAL FIXED ASSETS BY FUND TYPE AND EQUITY BREAKDOWN REPORT (X021)



RUN DATE : 02/13/00	COMMONWEALTH OF KENTUCKY	PAGE: 1
RUN TIME : 08:19:40	MARS FINANCIAL SYSTEM	
REPORT ID : X021	GENERAL FIXED ASSETS BY FUND TYPE AND EQUITY BREAKDOWN AS OF 02/01/2000 RESPONSIBLE FUND TYPE : ALL	
RESPONSIBLE FUND TYPE : G	GENERAL	
RESPONSIBLE FUND : 0100	GENERAL FUND	
BREAKDOWN BY EQUITY ACCOUNT:	TOTAL ASSET VALUE	ACCUMULATED DEPRECIATION
-----	-----	-----
0311	7,881.99	239.98
RESPONSIBLE FUND TOTAL:	7,881.99	239.98
RESPONSIBLE FUND : 0100	GENERAL FUND	
BREAKDOWN BY EQUITY ACCOUNT:	TOTAL ASSET VALUE	ACCUMULATED DEPRECIATION
-----	-----	-----
0311	1,265,521.56	0.00
RESPONSIBLE FUND TOTAL:	1,265,521.56	0.00
RESPONSIBLE FUND : PG01	GENERAL FUND ANNUAL CLOSE -N	
BREAKDOWN BY EQUITY ACCOUNT:	TOTAL ASSET VALUE	ACCUMULATED DEPRECIATION
-----	-----	-----
0311	2,500.00	0.00
RESPONSIBLE FUND TOTAL:	2,500.00	0.00
RESPONSIBLE FUND : 0100	GENERAL FUND	
BREAKDOWN BY EQUITY ACCOUNT:	TOTAL ASSET VALUE	ACCUMULATED DEPRECIATION
-----	-----	-----
0311	2,623.99	0.00
RESPONSIBLE FUND TOTAL:	2,623.99	0.00
RESPONSIBLE FUND : 0100	GENERAL FUND	
BREAKDOWN BY EQUITY ACCOUNT:	TOTAL ASSET VALUE	ACCUMULATED DEPRECIATION
-----	-----	-----
0311	2,000.00	0.00
RESPONSIBLE FUND TOTAL:	2,000.00	0.00

This report shows the equity breakdown of fixed assets by fund type, fund, and equity breakdown. Only assets belonging to funds with fund-type not equal to **P, I, E, N,** and **A** are selected. Parameters specify whether a report is run for a single fund type, or for all fund types.



The following form names should be used in Document Direct to locate this report:

Form Name	Report
FMPX021A	General Fixed Assets by Fund Type and Equity Breakdown Report

INVENTORY FREEZE REPORT (INIF)



RUN DATE : 07/15/99		COMMONWEALTH OF KENTUCKY			PAGE: 1	
RUN TIME : 13:51:44		MARS FINANCIAL SYSTEM				
REPORT ID : INIF		INVENTORY CONTROL SUBSYSTEM				
		INVENTORY FREEZE REPORT				
DATE	WARE HOUSE	ITEM #	ISSUE UNIT	DESCRIPTION	BIN #	ACTUAL QUANTITY

}	AKW2	COMPUTERDESK1	EACH	PC DESK FOR LINUX DUES	2900	
}	AKW2	COMPUTERDESK1 YAZ	CASE	PC DESK FOR LINUX DUES	2900	
}	AKW2	COMPUTERDESK2	EACH	PC DESK FOR LINUX DUES	2900	
}	AKW2	FREIGHT	EACH	10 UNITS OF PHOTON TORPEDO	2900	
}	AKW2	19583043011 AA0	EACH	15" WALL CLOCK	00001	
}	AKW2	19583043011 A12	EACH	15" WALL CLOCK	00001	
}	AKW2	19583043011 ZZ1	EACH	15" WALL CLOCK	00001	
}	AKW2	19583043011 999	EACH	15" WALL CLOCK KU	00001	
)***TOTAL RECORDS READ 00008, WRITTEN 00008						

This report shows all inventory items that have been frozen from the Inventory Inquiry (1 of 3) (INVN) table and placed on the Physical Inventory Freeze (INVF) table.

The following form names should be used in Document Direct to locate this report:

Form Name	Report
FMPINIFA	Inventory Freeze Report



INVENTORY MANAGEMENT REPORT (IN40)



RUN DATE: 16 FEB 00		COMMONWEALTH OF KENTUCKY					PAGE: 1	
RUN TIME: 00:07:35		INVENTORY AGENCY-ORGANIZATION					REPORT ID: IN40	
		INVENTORY MANAGEMENT REPORT						
		AGENCY: C35						
		WAREHOUSE: 3000						
ABC CLASSIFICATION: ROUT								
STOCK ITEM	ISSUE	ON HAND	AVERAGE	EXTENDED	SAFETY	REORDER	REORDER	DEL
NUMBER	UNIT	QUANTITY	UNIT COST	COST	STOCK	LEVEL	QUANTITY	IND

01930	001 EA	1,960.000	5.019602	9,838.41	0.000	0.000	1,960.000-	N
CORN								
*** ORDER UP TO QTY IS TOO LOW; MAKE GREATER THAN ON HAND QTY ***								
01932000000	001 EA	1,587.000	5.000000	7,935.00	0.000	0.000	1,587.000-	N
COTTON								
*** ORDER UP TO QTY IS TOO LOW; MAKE GREATER THAN ON HAND QTY ***								
SUB-TOTAL ABC CLASSIFICATION: ROUT			EXTENDED COST ==>		17,773.41			
TOTAL WAREHOUSE: AC01			EXTENDED COST ==>		17,773.41			

This report, keyed by ABC classification, provides management with a detailed account of each stock item. For each item within the desired ABC class, the following elements are detailed: on-hand quantity, average unit cost, extended cost, safety stock quantity, reorder level, and reorder quantity. This report assists management in making decisions regarding reorder levels and determining whether inventory items are being turned over as frequently as desired.

The following form names should be used in Document Direct to locate this report:

Form Name	Report
FMPIN40A	Inventory Management Report



INVENTORY MANAGEMENT REPORT (IN45)



RUN DATE : 02/16/00		COMMONWEALTH OF KENTUCKY				PAGE: 1		
RUN TIME : 00:09:36		MARS FINANCIAL SYSTEM						
REPORT ID : IN45		INVENTORY AGENCY-ORGANIZATION						
		INVENTORY MANAGEMENT REPORT						
		PARENT WAREHOUSE: NAN1						
		AGENCY: C35						
STOCK ITEM NUMBER : 12008000000		001						
DESCRIPTION : AIRBOAT								
WAREHOUSE	ISSUE UNIT	ON HAND QUANTITY	AVERAGE UNIT COST	EXTENDED COST	AVAILABLE QTY	REORDER LEVEL	REORDER QUANTITY	DEL IND

ALL1	EA	10.000	525.000000	5,250.00	0.000	2.000	0.000	N
NAN1	EA	99.000	500.000000	49,500.00	99.000	50.000	1.000	N
NAN2	EA	48.000	500.000000	24,000.00	48.000	50.000	52.000	N
*** ON HAND QTY IS TOO LOW; MAKE GREATER THAN REORDER LEVEL ***								

This report provides a detailed account of each stock item by parent warehouse and agency.

The following form names should be used in Document Direct to locate this report:

Form Name	Report
FMPIN45A	Inventory Management Report



INVENTORY PRICE LIST REPORT (IN50)



RUN DATE	: 02/13/00	COMMONWEALTH OF KENTUCKY	PAGE:	1
RUN TIME	: 08:20:49	MARS FINANCIAL SYSTEM		
REPORT ID	: IN50	INVENTORY PRICE LIST BY STOCK ITEM NUMBER		
		AGENCY: C35		
		WAREHOUSE: 3000		
STOCK ITEM		ISSUE		
NUMBER		UNIT	UNIT PRICE	
-----		-----	-----	
01930	001	CORN	EA	10.000000
01932000000	001	COTTON	EA	20.000000

This report details the unit price of stock items within a particular warehouse under a particular agency. It includes the description and unit of issuance for each stock item listed. This report is useful in performing price variance analysis of stock items as well as forecasting expected revenues by warehouse, agency, or stock item.

The following form names should be used in Document Direct to locate this report:

Form Name	Report
FMPIN50A	Inventory Price List Report



JOB BILLING REPORT (J001)



RUN DATE : 02/16/00	COMMONWEALTH OF KENTUCKY	PAGE: 1
RUN TIME : 20:39:40	MARS FINANCIAL SYSTEM	
REPORT ID : J001	J O B B I L L I N G R E P O R T	
FOR THE PERIOD ENDING 02-28-00		
JOB NUMBER/DESCRIPTION: EXTJB001 / TEST EXTERNAL JOBS		
JOB TYPE: E	SET-UP DATE: 07-01-99	PROJECT:
BILLING TYPE: A	EXPIRATION DATE: 07-31-00	CUSTOMER:
MAX BILLING AMT: 0.00		
SELLER'S ACCOUNTING DATA		BUYER'S ACCOUNTING DATA
FUND: 1000 GENERAL FUND	FUND: 2000	
AGENCY: 001	AGENCY: 011	
ORGANIZATION: 1001 COMPTROLLER	ORGANIZATION: 1001 COMPTROLLER	
SUB-ORGANIZATION:	SUB-ORGANIZATION:	
ACTIVITY:	ACTIVITY: 0011 GENERAL ADMINISTRATION	
XFUNCTION:	XFUNCTION:	
REVENUE-SOURCE: 0078 SALE OF SUPPLIES	OBJECT: 0030 GENERAL EQUIPMENT	
SUB-REVENUE SOURCE:	SUB-OBJECT:	
REPORTING CATEGORY:	REPORTING CATEGORY:	
OBJECT:	JOB NUMBER:	
SUB-OBJECT:	PO NUMBER:	

	CURRENT BILLING PERIOD	YEAR TO DATE	JOB TO DATE
DIRECT CHARGES	6,719.88	6,719.88	6,719.88
FULL COSTS	113.48	113.48	113.48
BILLABLE AMOUNT	113.46	113.46	113.46
ACTUAL BILLING	0.00	0.00	0.00
RECEIPTS	2,000.00	2,000.00	2,000.00

This report is run monthly, after the Job Costing Subsystem programs have been run, but before job billing programs are run. The report can be used as the basis for typing a bill to an outside party. The standard report produced by the Job Costing Subsystem are described below:

This report shows for each job the direct and full costs, actual billings and receipts for the current period, year-to-date and job-to-date. It also shows the options and codes in effect for job costing and billing. The following procedure is recommended concerning the use of the report as the basis for billing:

1. Request a preliminary report a few days before the bills have to be typed.
2. Billing clerks or responsible managers should review the report. If any billing adjustments are desired, they may be entered on Job Charge (JC) documents.



3. Once these job charge adjustment transactions have been accepted by the system, a second J001 should be requested. This final report can then be used as the basis for typing bills.

When the above process is performed *before* the Automatic Billing program is run, it ensures that a review has been made on charges before the automatic billing occurs.

One page is printed for each job on the Job Inquiry (JOB2). For each job, the report includes descriptive information about the job, buyer and seller accounting distributions, provider, grant, or project codes, costing information, and billing information. It also reports total direct charges, full costs, billable amounts, actual billings and cash receipts for the current period, year-to-date and job-to-date.

The *direct charge* is the total of all expenditure transactions posted with the job number as part of the accounting distribution. The *full cost* is the total cost after the costing program has applied the overhead charges to the above-mentioned expenditure transactions. Full cost also includes all non-accounting charges submitted on the JC. The *billable amount* is the full cost after the costs associated with the object codes to exclude from billing have been deducted. Five object codes to exclude from billing may be specified on the Job Control (JB).

The following form names should be used in Document Direct to locate this report:

Form Name	Report
FMPJ001A	Job Billing Report

JOB TRANSACTION DETAIL REPORT (J002)



RUN DATE		: 02/16/00		COMMONWEALTH OF KENTUCKY				PAGE: 1					
RUN TIME		: 20:40:03		MARS FINANCIAL SYSTEM									
REPORT ID		: J002		JOB TRANSACTION DETAIL REPORT									
				PERIOD OF FEBRUARY				, 2000 ENDING 02/28/00					
JOB: 0517001				JOB TYPE: E									
SUB		SUB REPT		TRAN		CHARG							
ORG	ORG	ACTV	FUNC	OBJ	OBJ	CAT	TRANSACTION ID	DATE	DESCRIPTION	CLASS	UNITS	DIRECT CHARGE	FULL COST

FUND: 1000 GENERAL FUND													
GENCY: 011 COMPTROLLER													
001	0011		0035				PV583P1070699001	021300			0.00	222.00	222.00
001	0011		0035				PV583P1070699001	021300			0.00	1,000.00	1,000.00
001	0011		0035				PV583P1070699001	021300			0.00	222.00	222.00
AGENCY TOTAL:											0.00	1,444.00	1,444.00
FUND TOTAL:											0.00	1,444.00	1,444.00
JOB TOTAL:											0.00	1,444.00	1,444.00

This report lists all expenses and revenues against a job for the current period. All expense/expenditure (Account Type = 22), expense (Account Type = 24), and Job Full Cost Memo (Account Type = 92) transactions from the Current Period Full Cost Ledger are included in expenses. Internal payment vouchers and cash receipts are included in billings and receipts. Transactions are listed in order by job and each job begins a new page. Within job, transactions are listed by accounting distribution with subtotals by fund and agency. For each transaction, the report lists the accounting distribution, document number, transaction date, line description, charge class, quantity, direct cost, and full cost. This report is run monthly and may be used to provide the detail backup to the Job Billing Report (J001).

The following form names should be used in Document Direct to locate this report:

Form Name	Report
FMPJ002A	Job Transaction Detail Report



LEAD TIME REPORT (IN60)



RUN DATE : 02/13/00		COMMONWEALTH OF KENTUCKY			PAGE: 1	
RUN TIME : 08:21:00		MARS FINANCIAL SYSTEM				
REPORT ID : IN60		INVENTORY AGENCY-ORGANIZATION				
		LEAD TIME REPORT				
		AGENCY: C35				
		WAREHOUSE: 3000				
STOCK ITEM NUMBER	DESCRIPTION	SUGGESTED VENDOR	ADJUSTMENT LEAD TIME	AVG REQ LEAD TIME	AVG VENDOR LEAD TIME	TOTAL AVG LEAD TIME
01930	001 CORN		00	00	00	00
01932	001 COTTON		00	00	00	00

This report provides an account of the total average lead time expected when ordering and purchasing certain stock items. For each stock item, the item description, suggested vendor, and average lead time between issuing the requisition and issuing a purchase order are shown. The report also shows the average vendor lead time between issuing the purchase order and receiving the items from the vendor, the adjusted lead time, and the total average lead time. This report is very useful to management in periods of expected stock shortages and critical reorder requests; it can assist management in selecting a reliable vendor during these critical periods.

The following form names should be used in Document Direct to locate this report:

Form Name	Report
FMPIN60A	Lead Time Report



NON-FHWA UNBILLED COSTS REPORT (PBBP-C)



RUN DATE : 07/09/99 RUN TIME : 20:26:38 REPORT ID : PBBP - C	COMMONWEALTH OF KENTUCKY MARS FINANCIAL SYSTEM REPORT OF NON-FHWA UNBILLED COSTS	PAGE: 1
AGCY: 801 PROJECT: PB001 SUB PROJECT: 01 PHASE: P		
ACTIVITY: 1100 OBJECT: 0066 NO FUNDING SOURCES FOR THIS RECORD.	\$ 10.00	
ACTIVITY: 1000 OBJECT: 0066 NO FUNDING SOURCES FOR THIS RECORD.	\$ 55.55	
ACTIVITY: 1100 OBJECT: 0001 NO FUNDING SOURCES FOR THIS RECORD.	\$ 100.01	
ACTIVITY: 1000 OBJECT: 0001 NO FUNDING SOURCES FOR THIS RECORD.	\$ 555.55	
PROJECT TOTAL:		721.11
REPORT TOTAL:		721.11

Produced during the memo billing and review billing processes. Lists all non-FHWA unbilled costs. Sorted by agency, project, subproject and phase.

The following form names should be used in Document Direct to locate this report:

Form Name	Report
FMPMEMOC	Memo Billing Non-FHWA Unbilled Costs Report
FMPREVWK	Review Billing Non-FHWA Unbilled Costs Report



OPEN RECEIVABLE TABLE VS. REVENUE LEDGER EXCEPTION REPORT (AR38)



RUN DATE : 02/16/00		COMMONWEALTH OF KENTUCKY				PAGE: 8	
RUN TIME : 00:07:21		MARS FINANCIAL SYSTEM					
REPORT ID : AR38		OPEN RECEIVABLE TABLE - VS - REVENUE LEDGER					
		EXCEPTION REPORT					
		FOR BUDGET FISCAL YEAR: 00					
		THROUGH 02/16/00					
AGENCY: XXX							
OREL TABLE				REVENUE LEDGER		DIFFERENCE	

RE NUMBER	LINE	RE AMOUNT	COLLECTED AMOUNT	RE AMOUNT	COLLECTED AMOUNT	RE AMOUNT	COLLECTED AMOUNT
=====							
OREL							
GRAND							
TOTALS:		\$1,244.70	\$964.37	TOTALS:	\$550.30-	\$964.37	\$0.00

The System Assurance report ensures that the open receivable tables are in sync with the Revenue Ledger. RE amounts on the open receivable tables are compared to RE amounts on the Revenue Ledger. If any discrepancies are found between the open receivable tables and the ledger, they are listed on the report.

The following form names should be used in Document Direct to locate this report:

Form Name	Report
FMPAR38A	Open Receivable Table vs. Revenue Ledger Exception Report



ORGANIZATIONAL STRUCTURE CONSISTENCY REPORT (SA5)



RUN DATE : 02/16/00		COMMONWEALTH OF KENTUCKY		PAGE:	1
RUN TIME : 00:07:59		MARS FINANCIAL SYSTEM			
REPORT ID : SA5		ORGANIZATIONAL STRUCTURE CONSISTENCY REPORT			
FY	AGENCY	ORG	INCONSISTENCY		
95	001	1000	REPORTING ORG 1 DOES NOT EXIST		
95	001	2000	REPORTING ORG 1 DOES NOT EXIST		

This report checks the validity of the organizational structure found in the Organization Table (ORGN). For each entry in the table, it checks that all reporting organizations for the entry exist, and are of the indicated organization level.

The following form names should be used in Document Direct to locate this report:

Form Name	Report
FMPSA5A	Organizational Structure Consistency Report



OUT OF SYNC LISTING REPORT (SA3E)



RUN DATE : 02/16/00		COMMONWEALTH OF KENTUCKY		PAGE: 1	
RUN TIME : 22:57:45		MARS FINANCIAL SYSTEM			
REPORT ID : SA3E		OUT OF SYNC LISTING			
REVENUE BUDGET TABLE AND EXPENSE BUDGET TABLE IMBALANCES					
FIELD NAME	BEGIN-DAY BALANCE	RECORDED ON LEDGER	CALC CURRENT BALANCE	TABLE CURRENT BALANCE	DIFFERENCE
REVB KEY: 00 0200 701 D701 A0AA0AA00		R101			
RECOGNIZED AMT	0.00			0.00	0.00
CUR MOD BUD AMT	600,000.00			300,000.00	300,000.00
EXPB KEY: 00 0100 920 D920		E564			
PRE-ENCUMBERED AMT	0.00			0.00	0.00
ENCUMBERED AMT	0.00			0.00	0.00
EXPENDED AMT	171.09			169.09	2.00
CUR MOD BUD AMT	0.00			0.00	0.00
APPR KEY: 00 0100 920 B0					
PRE-ENCUMBERED AMT	2,249.77			2,249.77	0.00
ENCUMBERED AMT	5,189.82			5,189.82	0.00
EXPENDED AMT	11,083.21			11,081.21	2.00
CUR MOD APPR AMT	1,834,500.00			1,834,500.00	0.00
APPR KEY: 00 0200 701 A0					
PRE-ENCUMBERED AMT	750.00			750.00	0.00
ENCUMBERED AMT	10,000.00			10,000.00	0.00
EXPENDED AMT	23,524.00			23,524.00	0.00
CUR MOD APPR AMT	120,000.00			60,000.00	60,000.00

This report compares general ledger and budget ledger records to master tables to see if all daily activity was recorded on the tables. It notes table begin-day balances, adds any ledger activity that occurred today and compares the result to table current balances, reporting any differences found. Table entries that show no activity on the ledger will also be checked, and reported if begin-day balances do not equal current balances. The amount fields on four tables will be verified: the Balance Sheet Account Balance Table, the Revenue Budget Table, the Expense Budget Table, and the Appropriations Table.

The following form names should be used in Document Direct to locate this report:

Form Name	Report
FMPSA3EA	Out of Sync Listing Report



OUTSTANDING PAYMENT VOUCHERS REPORT (A652)



RUN DATE : 02/16/00		COMMONWEALTH OF KENTUCKY										PAGE: 1					
RUN TIME : 00:06:37		MARS FINANCIAL SYSTEM															
REPORT ID : A652		OUTSTANDING PAYMENT VOUCHERS															
		THROUGH ACCOUNTING PERIOD 00 3 08															
FUND: 0100 GENERAL FUND																	
AGENCY: C30														ORGANIZATION:			
SUB	ORG	TRANSACTION ID	LN	VENDOR	INVOICE	ACTV	FUNC	OBJ/REV	BS	ACCT	JOB/PROJ	PV	AMOUNT	CLOSED	AMOUNT	OUTSTANDING	AMOUNT

		PV 470Y-00001680	01	12332112300	1680			E191	0210				10.00		0.00		10.00
ORGANIZATION TOTAL:													10.00		0.00		10.00
AGENCY TOTAL:													10.00		0.00		10.00

This report displays all outstanding payment vouchers for a selected fiscal year up to a specified accounting period. These outstanding payment vouchers are sorted by fund, agency, organization, sub-organization, transaction ID, and line number.

The following form names should be used in Document Direct to locate this report:

Form Name	Report
FMPA652A	Outstanding Payment Vouchers Report



OUTSTANDING PURCHASE ORDERS REPORT (A642)



RUN DATE : 02/16/00											COMMONWEALTH OF KENTUCKY		PAGE: 1	
RUN TIME : 00:06:13											MARS FINANCIAL SYSTEM			
REPORT ID : A642											OUTSTANDING PURCHASE ORDERS			
											THROUGH ACCOUNTING PERIOD 00 4 12			
FUND: 0100 GENERAL FUND											APPR-UNIT: RRRAORARA			
AGENCY: C30											ORGANIZATION:			
SUB	TRANS	LN	VENDOR	ACTV	FUNC	OBJ/SUB	REPT BS	ACCT	JOB/PROJ	PO	AMOUNT	CLOSED	OUTSTANDING	
ORG	ID					CAT						AMOUNT	AMOUNT	

PO	470C-99000635	01	21063447901			E191	0312				250.00	0.00	250.00	
PO	470C-99001715	01	11111111111			E191	0312				6,000.00	6,000.00	0.00	
PO	470C-99001847	01	NONE			E191	0312				10,000.00	0.00	10,000.00	
PO	470C-99001885	01	23033440001			E191	0312				5,000.00	5,000.00	0.00	
PO	470D-99001530	02	12345769400			E191	0312				1,532.00	0.00	1,532.00	
PO	470P-99001533	01	12345769400			E191	0312				1,392.00	0.00	1,392.00	
PO	670C-99002205	05	21063447901			E191	0312				180.00	0.00	180.00	
PO	670C-99002357	01	21063447901			E191	0312				180.00	0.00	180.00	
ORGANIZATION TOTAL:											24,534.00	11,000.00	13,534.00	

This report displays all outstanding purchase orders for a selected fiscal year up to a specified accounting period. These outstanding purchase orders are sorted by fund, agency, organization, sub-organization, transaction ID, and line number.

The following form names should be used in Document Direct to locate this report:

Form Name	Report
FMFA642A	Outstanding Purchase Orders Report



OUTSTANDING WARRANTS REPORT (W001)



RUN DATE : 02/16/00		COMMONWEALTH OF KENTUCKY				PAGE: 1	
RUN TIME : 00:08:07		MARS FINANCIAL SYSTEM					
REPORT ID : W001		OUTSTANDING WARRANTS REPORT					
		AS OF 02-16-00					
BANK: 12 TOWN BANK & CAPITAL TRUST					BANK ACCOUNT: 0040520		
WARRANT NUMBER	FUND	VENDOR			WARRANT DATE	WARRANT AMOUNT	
CW1799395	7200	DOE	JOHN	L	000101	50.00	
					WARRANT TOTAL	50.00	
CW1799396	7200	DOE	JOHN	L	000101	50.00	
					WARRANT TOTAL	50.00	
CW1799397	7200	DOE	JOHN	L	000101	14.96	
					WARRANT TOTAL	14.96	
CW1799398	7200	DOE	JOHN	L	000101	14.96	
					WARRANT TOTAL	14.96	
CW1799399	7200	SMITH	BOB	S	000101	14.96	
					WARRANT TOTAL	14.96	
CW1799400	7200	SMITH	BOB	S	000101	14.96	
					WARRANT TOTAL	14.96	
CW1799401	7200	SMITH	BOB	S	000101	50.00	
					WARRANT TOTAL	50.00	
CW1799402	7200	JOHNSON	JOE	#	000101	39.80	
					WARRANT TOTAL	39.80	

This report lists all outstanding entries in the Warrant Reconciliation Table. Outstanding entries are those whose status code is blank or **O** (open). The report shows the warrant number (check number), fund, vendor name, transaction date, and amount. The report is sorted by bank account, and then by warrant number.

Totals are printed for each bank account. A grand total is also shown on the last page of the report.



The following form names should be used in Document Direct to locate this report:

Form Name	Report
FMPW001A	Outstanding Warrants Report



This report, as used by the warehouse clerk, shows which items are to be picked off inventory shelves and prepared for issuance. This report indicates which items are to be picked, the quantity of these items, where these items are located, and the estimated unit price of the items. A description of each stock item is included in this report. It will be printed upon processing of the Over the Counter (OC) Transaction.

PAST DUE RECEIVABLE DETAIL REPORT (AR31)



RUN DATE : 02/13/00	COMMONWEALTH OF KENTUCKY	PAGE: 1						
RUN TIME : 08:21:44	MARS FINANCIAL SYSTEM							
REPORT ID : AR31	PAST DUE RECEIVABLE DETAIL REPORT							
	FOR BUDGET FISCAL YEAR: 00							
	THROUGH 02/13/00							
AGENCY: C30								
AGENCY NAME:								
NUMBER OF DAYS PAST DUE								
CUSTOMER CODE	CUSTOMER NAME	RECEIVABLE NUMBER	RE DATE	RE DUE DATE	1-30	31-60	61-90	90 +
CUST01	CUST ONE	485002010	12/17/99	/ /				

This report details past due receivables by customer. AR31 is one of the receivable aging reports, which provide receivable information based on the number of days past due.

The following form names should be used in Document Direct to locate this report:

Form Name	Report
FMPAR31A	Past Due Receivable Detail Report



PAYMENT VOUCHERS ACTIVITY DETAIL LISTING BY VOUCHER (A650)



RUN DATE : 02/16/00		COMMONWEALTH OF KENTUCKY				PAGE: 1	
RUN TIME : 00:06:26		MARS FINANCIAL SYSTEM					
REPORT ID : A650		PAYMENT VOUCHERS ACTIVITY					
		DETAIL LISTING BY VOUCHER					
AS OF 02/16/00							
VOUCHER							
TRANSACTION		VENDOR	TRANSACTION		CLOSED	VOUCHER	PAID
ID	VENDOR NAME	CODE	ID	DATE	DATE	AMOUNT	AMOUNT

PVC30P1000000147	MS. JONES	ZZREFUNDS00	AD 0009235	12 27 99	12 27 99		60.00
PVC30P1000000147	MS. JONES	ZZREFUNDS00	PVC30P1000000147	12 27 99	12 27 99	60.00	
PVC35VENDOR-03	HOLD 1	HOLD00000000	AD 0008805	12 25 99	12 25 99		1,081.00
PVC35VENDOR-03	HOLD 1	HOLD00000000	PVC35VENDOR-03	12 25 99	12 25 99	1,081.00	
PVC35VENDOR-04	HOLD 1	HOLD00000000	AD 0009233	12 27 99	12 27 99		200.00
PVC35VENDOR-04	HOLD 1	HOLD00000000	PVC35VENDOR-04	12 26 99	12 27 99	200.00	
PVC35AR	HOLD 1	HOLD00000000	AD 0009233	12 27 99	12 27 99		350.00
PVC35AR	HOLD 1	HOLD00000000	PVC35AR	12 27 99	12 27 99	350.00	
PVC35I-00000189	MODERN BUSINESS SYSTEMS	23033440001	AD 1850603	02 07 00	02 07 00		51,450.00
PVC35I-00000189	MODERN BUSINESS SYSTEMS	23033440001	PVC35I-00000189	01 04 00	02 07 00	51,450.00	
PVC35I-00000285	MODERN BUSINESS SYSTEMS	23033440001	AD 1850603	02 07 00	02 07 00		50,000.00
PVC35I-00000285	MODERN BUSINESS SYSTEMS	23033440001	PVC35I-00000285	01 05 00	02 07 00	50,000.00	
PVC35I-00000320	MODERN BUSINESS SYSTEMS	23033440001	AD 1850603	02 07 00	02 07 00		146,100.00
PVC35I-00000320	MODERN BUSINESS SYSTEMS	23033440001	PVC35I-00000320	01 05 00	02 07 00	146,100.00	
PVC35I-00000335	MODERN BUSINESS SYSTEMS	23033440001	AD 1850603	02 07 00	02 07 00		11,250.00

This report shows the contents of the Open Payment Voucher Ledger. It is organized in numerical sequence by payment voucher document number. A separate line is printed for each voucher line, showing the document number, vendor name, vendor code, and resulting document number (from the transaction that resulted in the activity). For example, a modifying payment voucher or automated disbursement, date of that transaction, closed date, voucher line amount, and amount paid. Document totals are shown for voucher amount and amount paid.

The following form names should be used in Document Direct to locate this report:

Form Name	Report
FMPA650A	Payment Voucher Activity Detail Listing by Voucher



PENDING TRANSACTIONS IN SUSPENSE FILE IN
EXCESS OF 30 DAYS REPORT (I501)



RUN DATE : 02/16/00		COMMONWEALTH OF KENTUCKY						PAGE: 1			
RUN TIME : 01:51:59		MARS FINANCIAL SYSTEM									
REPORT ID : I501		PENDING TRANSACTIONS IN SUSPENSE FILE IN EXCESS OF 30 DAYS									
		FOR PERIOD ENDING 06/30/00									
AGENCY :											
BATCH	BATCH	BATCH	DOCID	DOCID	DOC ID			ENTRY	LAST	LAST	PROCESS
TRAN	AGCY	NUMBER	TRAN	AGCY	NUMBER	STAT	APPRV	DATE	DATE	USER	DATE
-----			-----	-----	-----			-----	-----	-----	-----
IIT			IIT		IIT000000018	HELD	00000	991231	991231	PSB6049	
IIT			IIT		IIT000000032	HELD	00000	000104	000104	PSB6049	
TP			TP		TP0000000133	HELD	00000	000109	000109	PSB6049	
TP			TP		TP0000000163	HELD	00000	000202	000202	FINAC29	
TP			TP		TP0000000166	HELD	00000	000202	000202	FINAC29	
TOTAL TRANSACTION COUNT FOR TRANSACTIONS IN SUSPENSE FILE 90 OR MORE DAYS										5	
TOTAL TRANSACTION COUNT FOR AGENCY						5					

This report creates a listing of transactions that are on the Suspense File (SUSF) in excess of 30 days.

The following form names should be used in Document Direct to locate this report:

Form Name	Report
FMPI501A	Pending Transactions in Suspense File in Excess of 30 Days Report



PHYSICAL INVENTORY DISCREPANCY REPORT

(IN70)



RUN DATE : 02/13/00		COMMONWEALTH OF KENTUCKY				PAGE: 1	
RUN TIME : 08:21:12		MARS FINANCIAL SYSTEM					
REPORT ID : IN70		INVENTORY AGENCY-ORGANIZATION					
		PHYSICAL INVENTORY DISCREPANCY REPORT					
		AGENCY: C35					
		WAREHOUSE: 3000					
STOCK ITEM NUMBER	ISSUE UNIT	ON HAND QUANTITY	ACTUAL COUNT	NET DIFFERENTIAL	UNIT COST	DOLLAR ADJUSTMENT OVERAGE	UNDERAGE
93810102	EA	1,100.000	1,099.000	1.000-	118.181818	0.00	118.18
DESCRIPTION: Description of 93810102		*** ADJUSTMENT WILL CAUSE NEGATIVE AVAILABLE QTY. ***					
93520050	BOX	200.000	0.000	200.000-	39.500000	0.00	7,900.00
DESCRIPTION: Description of 93520050		*** ADJUSTMENT WILL CAUSE NEGATIVE AVAILABLE QTY. ***					

After the actual counts of inventory items are recorded and entered into the system, a Physical Inventory Discrepancy Report is produced. Organized by agency and warehouse, this report shows the difference between on-hand quantities and actual counts of the items involved in the physical inventory. This report also includes for each stock item involved, the description, unit cost, issue unit, and the dollar overage or underage adjustment. If actual quantity is left blank on INVF, the report assumes that the actual quantity is zero and performs the calculations based on that amount.

The following form names should be used in Document Direct to locate this report:

Form Name	Report
FMPIN70A	Physical Inventory Discrepancy Report



PICK AND ISSUE ORDER (IN80)



JUN,14,1996		COMMONWEALTH OF KENTUCKY		PAGE: 1	
REPORT ID: IN80		INVENTORY PICK AND ISSUE ORDER			
0 STOCK REQUISITION NUMBER: SR SRTEST100		WAREHOUSE: 5001		ISSUE CONFIRMATION NUMBER: CI 00000000008	
0 ---- DELIVER TO ----				DELIVERY DATE: 01 30 96	
0 JR (REQUESTOR)					
12 (DELIVERY/BUILDING ROOM)					
26 (PHONE NUMBER)					
0 COMMENTS:					
0 SR	STOCK ITEM	REQUESTED	CURRENT	PREVIOUS	BACK ORDERED
LINE	NUMBER	QUANTITY	ISSUE	QUANTITY	UNIT
ESTIMATED PRICE					
001	STOCK ITEM 1	5.000	5.000	0.000	0.000
	Description Of Stock Item 1		BIN01		EA
					100.000000

This report, as used by the warehouse clerk, shows which items are to be picked off inventory shelves and prepared for issuance. To assist the warehouse clerk, stock requisition and issue confirmation identification numbers are provided. Also included are the delivery date, and to whom, and where the order is to be delivered. More importantly, this report indicates which items are to be picked, the quantity of these items, where these items are located, and the estimated unit price of the items. A description of each stock item is included along with the quantity of stock items placed in a backordered status. This report is useful in clearing up order and delivery discrepancies that may occur later. The report is automatically printed when processing a PI transaction.

The order is printed directly and not send to Document Direct.



POOL/BASE DEFINITION TABLE REPORT (PBDF)



RUN DATE		: 02/20/00		COMMONWEALTH OF KENTUCKY														PAGE:		1							
RUN TIME		: 21:00:21		MARS FINANCIAL SYSTEM																							
REPORT ID		: PBDF		POOL / BASE DEFINITION TABLE REPORT																							
GROUP NO		: 701CA																									
STEP		NUMBER		P/B		I/E		FUND		AGY/CLS		PROG		INC SUB		O/R CLS		O/R SUB		JOB		REPT				FORWARD	
																										REF	
000500		P		I				701		GXAB		0500		Y		O		Y		01				100.000000		0.000000	
000500		P		E										N		O		N		E154				0.000000		0.000000	
000500		B		I								0500		N		O		N		E169				100.000000		0.000000 000600	
000510		P		I				701		GXAB		0500		Y		O		Y		03				100.000000		0.000000	
000510		P		E										N		O		N		E505				0.000000		0.000000	
000510		B		I								0500		N		O		N		E508				100.000000		0.000000 000600	
000520		P		I				701		GXAB		0600		Y		O		Y		01				100.000000		0.000000	
000520		P		E										N		O		N		E154				0.000000		0.000000	
000520		B		I								0600		N		O		N		E169				100.000000		0.000000 000600	
000530		P		I				701		GXAB		0600		Y		O		Y		03				100.000000		0.000000	
000530		P		E										N		O		N		E505				0.000000		0.000000	
000530		B		I								0600		N		O		N		E508				100.000000		0.000000 000600	

This report contains information from the records sorted from the Pool/Base Definition Reference (PBDF) table. These records that appear on the report are selected using the Application Dates (LDAT) table.

The following form names should be used in Document Direct to locate this report:

Form Name	Report
FMPPBDFFA	Pool/Base Definition Table Report



PROJECT BILLING DRAWDOWN GENERATION REPORT (PBDG)



RUN DATE: 02/22/2000		COMMONWEALTH OF KENTUCKY		PAGE: 1
RUN TIME: 20:05:05		PROJECT BILLING DRAWDOWN GENERATION PROCESS		REPORT ID: PBDG
BATCH	TRANS ID	DOC TRANS ID	DOC TOTAL	
RE	583	RE 583 CM000000061	8,000.00	
C1	583	C1 583 CM000000055	8,000.00	
RE	583	RE 583 CM000000062	5,000.00	
C1	583	C1 583 CM000000056	5,000.00	
RE	583	RE 583 CM000000063	8,000.00	
C1	583	C1 583 CM000000057	8,000.00	
RE	583	RE 583 CM000000064	10,000.00	
C1	583	C1 583 CM000000058	10,000.00	
RE	583	RE 583 CM000000065	14,000.00	
C1	583	C1 583 CM000000059	14,000.00	
RE	726	RE 726 CM000000066	600.00	
C1	726	C1 726 CM000000060	600.00	
RE	920	RE 920 CM000000067	100.00	
C1	920	C1 920 CM000000061	100.00	

This report shows the generated Receivable (RE), Cash Receipt (CR), or Cash Receipt (Electronic Deposit) (C1) documents that result from the Drawdown Generation process.

The following form names should be used in Document Direct to locate this report:

Form Name	Report
FMPPBDGA	Project Billing Drawdown Generation Report



PROJECT BILLING SETUP ASSURANCE REPORT (KPBSA)



RUN DATE: 02/20/00		** COMMONWEALTH OF KENTUCKY **		PAGE: 0001	
RUN TIME: 19:45:12		PROJECT BILLING SETUP ASSURANCE PROGRAM		REPORT ID: KPBSA	
FUNDING					
AGCY	PROJ/SUB/P	TYPE	PROG/PROV	DG	ERROR
====	=====	=====	=====	==	=====
030	00897			5V	AGPR RESPONSIBLE AGENCY <> PBGR
035	MAY11			XX	AGPR RESPONSIBLE AGENCY <> PBGR

This report shows any inconsistencies in the setup of Drawdown Groups.

The following form names should be used in Document Direct to locate this report:

Form Name	Report
FMPMEMOK	Memo Billing Project Billing Setup Assurance Report
FMPREVWI	Review Billing Project Billing Setup Assurance Report



PROJECT/GRANT DAILY EXPENDITURE DETAIL REPORT (G111)



RUN DATE : 02/16/00		COMMONWEALTH OF KENTUCKY		PAGE:	1
RUN TIME : 00:09:28		MARS FINANCIAL SYSTEM			
REPORT ID : G111		PROJECT/GRANT DAILY EXPENDITURE DETAIL			
		AS OF 02/16/00			
AGENCY : 005 GENERAL ASSEMBLY					
PROJECT: C1000	SUB-PROJECT: 00	PHASE: Z			
FUND	TRANSACTION ID	OBJECT	OBJECT NAME	DOLLAR AMOUNT	

1200	JV005CW000000228	E457		\$14,499.62	
PROJECT: 25797	SUB-PROJECT: 00	PHASE: Z			
1200	JV005CW000000228	E154		\$14,499.61	

This report lists all records of detailed Project/Grant daily expenditure, which can be identified by Fund, Transaction ID, and Expenditure Code. This report is sorted by agency, project, subproject, and phase.

The following form names should be used in Document Direct to locate this report:

Form Name	Report
FMPG111A	Project/Grant Daily Expenditure Detail Report



PROJECT/GRANT DAILY REVENUE DETAIL REPORT (G110)



RUN DATE	: 08/21/99	COMMONWEALTH OF KENTUCKY	PAGE:	1
RUN TIME	: 00:57:27	MARS FINANCIAL SYSTEM		
REPORT ID	: G110	PROJECT/GRANT DAILY REVENUE DETAIL		
		AS OF 08/21/99		
AGENCY : XXX DEPARTMENT OF COMMONWEALTH				
PROJECT: P9999		SUB-PROJECT: 00	PHASE: Z	
FUND	TRANSACTION ID	REVENUE	REVENUE NAME	DOLLAR AMOUNT

0200	JVXXXJVT00099999	N875	I-FD T B PR	\$1,929,820.85-
AGENCY TOTAL -		\$1,929,820.85-		

This report lists all records of detailed Project/Grant daily expenditure, which can be identified by Fund, Transaction ID, and Revenue Source. This report is sorted by agency, project, subproject, and phase.

The following form names should be used in Document Direct to locate this report:

Form Name	Report
FMPG110A	Project/Grant Daily Revenue Detail Report



RECEIVABLE WRITE-OFF REPORT (AR36)



RUN DATE : 02/16/00		COMMONWEALTH OF KENTUCKY				PAGE: 1	
RUN TIME : 00:07:09		MARS FINANCIAL SYSTEM					
REPORT ID : AR36		RECEIVABLE WRITE-OFF REPORT					
		AS OF 02/16/00					
AGENCY: C30							
AGENCY NAME:							
CUSTOMER NAME	CUSTOMER CODE	RECEIVABLE NUMBER	RECEIVABLE DATE	RECEIVABLE DUE DATE	CLOSED DATE	AMOUNT WRITTEN OFF	

XEROX CONNECT	23283279601	C30RE000000008	08/01/99	08/03/99	12/25/99	\$165.29	
		C30RE000000013	08/04/99	08/06/99	12/28/99	\$60.30	
DOE, JOHN	28242218601	C30RE000000003	08/01/99	08/21/99	01/03/00	\$15.14	

AGENCY TOTAL						\$240.73	

The Receivable Write-off Report provides information on uncollectible receivables which have been written off. This provides a list, by customer, of receivables written off, with the original receivable amount as well as the amount written-off are displayed.

The following form names should be used in Document Direct to locate this report:

Form Name	Report
FMPAR36A	Receivable Write-Off Report



REPLENISHMENT REVIEW REPORT (IN90)



RUN DATE : 02/16/00		COMMONWEALTH OF KENTUCKY				PAGE: 1	
RUN TIME : 16:34:00		MARS FINANCIAL SYSTEM					
REPORT ID : IN90		INVENTORY AGENCY-ORGANIZATION					
		REPLENISHMENT REVIEW REPORT					
		AGENCY: C35					
		WAREHOUSE: 3000					
STOCK ITEM NUMBER	ON HAND QUANTITY	BACK ORDER QUANTITY	ON ORDER QUANTITY	SAFETY STOCK	REORDER LEVEL	REORDER QUANTITY	PURCHASE QUANTITY

12024000000 001	0.000	0.000	0.000	0.000	0.000	0.000	0.000
DESCRIPTION: BOAT PEDAL		ISSUE UNIT: EA		PURCH UNIT: EA		DEL IND: Y	
						CURR ON REC:	
						0.000	
						* = CRITICAL - NOTHING ON ORDER OR ON HAND QTY < S.S. LEVEL	
RECOMMENDED VENDOR NUMBER:		RECOMMENDED VENDOR NAME:					
		***** PRIOR MONTHS ACTIVITY *****					
JAN	FEB	MAR	APR	MAY	JUN	JUL	AUG
---	---	---	---	---	---	---	---
2	9						
							TOTAL

							11

This report shows for each stock item within a warehouse, a detailed account of the reorder quantity and how it was derived. Along with a description of the stock items, the following elements are also included in this report: on-hand quantity, on-order quantity, reorder level, suggested vendor, back order quantity, safety stock quantity, reissue unit, reorder this quantity, and purchase unit. This report is useful in analyzing reorder levels and quantities on-hand with safety stock quantities for determining and revising forecasted demands and actual usages.

If the **Report Prior Months** flag is set when the report is run, this report will include the recommended vendor's name and code, and a report of the issued inventory activity for the current year (from January through the current month), the entire prior year, and the difference between the two for each month, plus totals for each line. **Current Year** and **Difference** fields for months after the current month will be **Spaces**. Each total is for its line across. Due to space constraints, any number greater than 9,999,999 for months or 99,999,999 for totals will be represented by asterisks (**).

The first report example that follows is the IN90 report without prior year information, and the second example is the same report including prior years' information.



The following form names should be used in Document Direct to locate this report:

Form Name	Report
FMPIN90A	Replenishment Review Report



REVENUE SOURCE SUMMARY OF REVENUES RECOGNIZED VS. BUDGET (A271)



RUN DATE : 02/16/00		COMMONWEALTH OF KENTUCKY						PAGE: 1	
RUN TIME : 00:12:51		MARS FINANCIAL SYSTEM							
REPORT ID : A271		REVENUE SOURCE SUMMARY OF							
		REVENUES RECOGNIZED VS BUDGETS							
		FOR BUDGET FISCAL YEAR 2000							
		REVENUE BY FUND AND REVENUE SOURCE							
		AS OF 08/17/99							
FUND: PD01 GENERAL FUND				AGENCY: 470					
ORGN	REVENUE	***** DESCRIPTION *****	*** BUDGET	AMOUNTS ***	***** PERIOD *****	REALIZED REVENUE		YTD/ITD CASH	
	SOURCE		YTD	CURRENT		YTD	ITD	OVER/UNDER	AGAINST
			ADJUSTMENTS	MODIFIED				REALIZED	ACCRUAL
	RI01	SALES & USE TAX-REGULAR	0	0	0	12,520	12,520	12,520-	0
	*CLS 100	SELECT SALES & GROSS REC TAXES	0	0	0	12,520	12,520	12,520-	0
	*CAT 10	TAXES	0	0	0	12,520	12,520	12,520-	0
470	*AGY		0	0	0	12,520	12,520	12,520-	0
PD01	*FND		0	0	0	12,520	12,520	12,520-	0

Each report summarizes revenues recognized against the budgeted amount within revenue class and revenue category by one of several organization cuts. Revenues for the current period, year-to-date, and inception-to-date (for multi-year organizations) are shown along with current budgets and budget adjustments (from approved budget amounts) for each revenue source. The report also shows the cash collected as well as the unrecognized revenue balance.

The AFINA271 program creates up to seven reports based on the organization levels maintained in the Organization Table. These reports present obligation vs. budget data sorted in the following sequences:

- Budget-FY, Fund, Agency, Organization, Revenue Category, Revenue Class, Revenue Source
- Budget-FY, Fund, Agency, _____, Revenue Category, Revenue Class, Revenue Source
- Budget-FY, Fund, Agency, _____, Revenue Category, Revenue Class, Revenue Source, Organization Level 1



- The following form names should be used in Document Direct to locate this report:

REVENUE SOURCE SUMMARY OF REVENUES RECOGNIZED VS. BUDGETS ACROSS AGENCIES (A270)



RUN DATE	:	02/16/00	COMMONWEALTH OF KENTUCKY			PAGE :	1
RUN TIME	:	00:12:50	MARS FINANCIAL SYSTEM				
REPORT ID	:	A270	REVENUE SOURCE SUMMARY OF				
			REVENUES RECOGNIZED VS BUDGETS ACROSS AGENCIES				
			FOR BUDGET FISCAL YEAR 2000				
			AS OF 09/30/99				
			FUND: DS01 GENERAL FUND				
			REVENUES	CASH		UNRECOGNIZED	
			RECOGNIZED	COLLECTED		BUDGET	
			FY-TO-DATE	FY-TO-DATE	BUDGETED	BALANCE	PERCENT
REVENUE SOURCE					AMOUNT		

REVENUE CATEGORY: 10 TAXES							

REVENUE CLASS: 100 SELECT SALES & GROSS REC TAXES							

H101 RR-SALES & USE TAX-REGULAR			200,000,000.00	200,000,000.00	0	200,000,000.00-	0.00
REVENUE CATEGORY TOTAL 10			200,000,000.00	200,000,000.00	0	200,000,000.00-	0.00
REVENUE CATEGORY: 80 OTHER REVENUES							

REVENUE CLASS: 850 DEPARTMENTAL SALES & FEES							

R859 UNHONORED CHECK PENALTY			0.00	0.00	0	0.00	0.00
REVENUE CATEGORY TOTAL 80			0.00	0.00	0	0.00	0.00
FUND TOTAL	DS01		200,000,000.00	200,000,000.00	0	200,000,000.00-	0.00

This report summarizes revenues recognized fiscal year-to-date against the budgeted amount within revenue class and revenue category. It also shows the cash collected fiscal year-to-date as well as the unrecognized budget balances.

The following form names should be used in Document Direct to locate this report:

Form Name	Report
FMPA270A	Revenue Source Summary of Revenues Recognized vs. Budgets Across Agencies



SCHEDULED BILLING REPORT: VARIABLE CHARGE BILLING -- STEP 1 (JBV1)



RUN DATE	:	02/16/00	COMMONWEALTH OF KENTUCKY								PAGE:		1
RUN TIME	:	20:40:46	MARS FINANCIAL SYSTEM										
REPORT ID	:	JBV1	VARIABLE CHARGE BILLING - STEP 1										
			SCHEDULED BILLING REPORT										
** PROVIDER LEVEL BILLINGS **													
* BILLING ACCOUNT DISTRIBUTION *													
DOCUMENT ID	FUND	AGENCY	ORG/SUB	ACTV	FUNC	REPT CAT	OBJ/SUB REV/SUB	OBJ/ CHG CLS	UNITS	CHARGES	PAYMENTS	NET BILLABLE	
PROVIDER: CUST01						CUSTOMER ONE							
JOB: PROV0501						CONSTRUCTION		BL LEVEL: C	CYCLE: D	TYPE: E	DETAIL OPT: Y	ACCT DIST: S	
JC583PRV07089901	0100	011	1100/	0501		0001/	0100			110.00			
DESCRIPTION:													
NET FOR ACCT DISTRIBUTION:										110.00		110.00	
NET FOR JOB: PROV0501										110.00		110.00	
NET FOR INVOICE:										110.00		110.00	

When the first step of the Variable Charge Billing report program is run, JBV1 is produced. Responsible managers should review this report and make necessary adjustments. If any adjustments are to be made via the JC document processor, you will have to re-run this first step after the next nightly cycle. If adjustments are made via the base financial system processors (CR, JV, PV, MW), The Job Closing and Costing program must be run prior to re-running this first step.

This report will show in detail the accounting transactions referencing each job, charges, payments, net billable amount, and billing account distribution.

The following form names should be used in Document Direct to locate this report:

Form Name	Report
FMPJBV1A	Scheduled Billing Report: Variable Charge Billing -- Step 1



SCHEDULED PAYMENT TURNAROUND REPORT BEFORE/AFTER DISBURSEMENT (A655A/A655B)



RUN DATE : 02/16/00		COMMONWEALTH OF KENTUCKY				PAGE: 1	
RUN TIME : 16:14:58		MARS FINANCIAL SYSTEM					
REPORT ID : A655A		SCHEDULED PAYMENT TURNAROUND REPORT					
		FOR PAYMENTS SCHEDULED BETWEEN 01/01/99 AND 02/15/00					
		CHECK DATE: 02/15/00					
NOTE: DISCOUNTS NOT TAKEN.		BANK ACCT: G1 GENERAL DEP					
NEGATIVE VENDOR BALANCES ARE NOT							
INCLUDED IN SCHEDULED PAYMENT							
TOTALS BY BANK ACCOUNT							
							CHANGES

							H
VOUCHER	VOUCHER	BD	VENDOR	INVOICE	PAID	USE TAX	SCHEDULED
NUMBER	DATE	FY	INVOICE	AMOUNT	AMOUNT	AMOUNT	PAYMENT
-----	-----	---	-----	-----	-----	-----	-----
VENDOR: CHEV-01		Johnson's Chevy World					
120TE000277	02 08 00 00			100.00	0.00	0.00	100.00
VENDOR TOTAL:				100.00	0.00	0.00	100.00
BANK ACCOUNT TOTAL:				100.00	0.00	0.00	100.00
GRAND TOTAL:				100.00	0.00	0.00	100.00

These reports are part of the automated disbursement cycle. They show outstanding payment vouchers that are not on hold whose scheduled payment date, fund, and bank account satisfy the requested parameters. These reports show payment voucher line detail and totals by vendor. Credit memos are taken into account in the vendor total. Discounts are not calculated or considered for these reports.

The following form names should be used in Document Direct to locate this report:

Form Name	Report
FMP655AA	Scheduled Travel Payments Before Disbursement
FMP655AB	Scheduled Vendor Payments Before Disbursement
FMP655BA	Scheduled Travel Payments After Disbursement
FMP655BB	Scheduled Vendor Payments After Disbursement



STATEMENT OF BUDGET ACTIVITY AND ACCOUNT BALANCES (A612)



RUN DATE : 02/16/00		COMMONWEALTH OF KENTUCKY				PAGE: 1		
RUN TIME : 00:13:21		MARS FINANCIAL SYSTEM						
REPORT ID : A612		STATEMENT OF BUDGET ACTIVITY AND ACCOUNT BALANCES						
		FOR BUDGET FISCAL YEAR 2000						
		THROUGH SEPTEMBER 30, 1999						
FUND: 0100 GENERAL		AGENCY: 035						
ORGANIZATION: D035		ORG MGR:						
ACTIVITY:		FUNCTION:						
DATE	VENDOR	DOCUMENT ID	CY BUDGET	PRIOR YR ENC	AVAIL FUNDS	ENCUMBRANCES	EXPENDITURES	AVAIL BAL

OBJECT CLASS: 220			OBJECT: E222 - RENTAL OF ST OWN BLD&LND-ST AG					
OPENING BALANCE					0		-2000.00	2000.00
ENDING BALANCE FOR OBJECT			E222	0	0.00	0	0.00	-2000.00
TOTAL OBJECT CLASS			220	0	0.00	0	0.00	-2000.00
OBJECT CLASS: 991			OBJECT: T113 - OP TR TO AGENCY REVENUE FUND					
OPENING BALANCE					0		5454.00	-5454.00
ENDING BALANCE FOR OBJECT			T113	0	0.00	0	0.00	5454.00
TOTAL OBJECT CLASS			991	0	0.00	0	0.00	5454.00
TOTAL FOR FUNCTION				0	0.00	0	0.00	3454.00
								-3454.00

The purpose of this report is to provide a transaction-level analysis of budget authority and remaining balances. Beginning with the current year's budget, prior year encumbrances are added to give the available funds column. Subtracted from that are current year encumbrances and expenditures resulting in an available balance. The last column on the page is a memo column which shows expenditures against prior year encumbrances. This column will not be combined with any other column on the report but reflects events which impacted the prior year encumbrances column.

This report should be run monthly. The beginning balances will represent amounts through the last closed month. A special reporting file created by the Annual Closing Process (AFINNYAC) will be used to get the beginning balances in the prior year encumbrances column. All other amounts are calculated from current year ledgers.



The following form names should be used in Document Direct to locate this report:

Form Name	Report
FMPA612A	Statement of Budget Activity and Account Balances



STATEMENT OF CHANGES IN FIXED ASSETS BY AGENCY AND ORGANIZATION REPORT (X005)



RUN DATE	: 08/24/99	COMMONWEALTH OF KENTUCKY	PAGE:	1
RUN TIME	: 09:42:16	MARS FINANCIAL SYSTEM		
REPORT ID	: X005	STATEMENT OF CHANGES IN FIXED ASSETS		
		BY AGENCY AND ORGANIZATION		
		AS OF 08/24/99		
RESPONSIBLE FUND: 0100 GENERAL FUND				
AGENCY: 999 COMMONWEALTH OF KY AGCY				
ORGANIZATION: 9999 COMMONWEALTH OF KY ORG				
-----ASSETS-----				
BEGINNING BALANCE	ADDITIONS	DEDUCTIONS	ENDING BALANCE	
0.00	14,900.00	- 11,400.00	3,500.00	

-----DEPRECIATION-----				
BEGINNING BALANCE	DEPRECIATION TAKEN	ENDING BALANCE	NET VALUE	
0.00	0.00	0.00	3,500.00	

This annual report shows the year's activity for total assets within a fund, agency and organization.

The following form names should be used in Document Direct to locate this report:

Form Name	Report
FMPX005A	Statement of Changes in Fixed Assets by Agency and Organization Report

STATEMENT OF FIXED ASSETS AND DEPRECIATION (X004)



RUN DATE : 02/16/00		COMMONWEALTH OF KENTUCKY		PAGE	1
REPORT ID : X004		MARS FINANCIAL SYSTEM			
		STATEMENT OF FIXED ASSETS AND DEPRECIATION			
		AS OF 02/16/00			
FUND: 0100					
AGENCY: C30					
FA TYPE: E EQUIPMENT AND FURNITURE					
----- ASSETS -----					
BEGINNING BALANCE	ADDITIONS	DEDUCTIONS	ENDING BALANCE		
0.00	2,180.00	0.00	2,180.00		
----- DEPRECIATION -----					
BEGINNING BALANCE	DEPRECIATION TAKEN	ENDING BALANCE	NET VALUE		
0.00	660.79	660.79	1,519.21		
FA TYPE: L LAND					
----- ASSETS -----					
BEGINNING BALANCE	ADDITIONS	DEDUCTIONS	ENDING BALANCE		
0.00	172,650.00 -	20,100.00	152,550.00		
----- DEPRECIATION -----					
BEGINNING BALANCE	DEPRECIATION TAKEN	ENDING BALANCE	NET VALUE		
0.00	0.00	0.00	152,550.00		
FA TYPE: V VEHICLES					
----- ASSETS -----					
BEGINNING BALANCE	ADDITIONS	DEDUCTIONS	ENDING BALANCE		
0.00	14,100.00 -	1,200.00	12,900.00		
----- DEPRECIATION -----					
BEGINNING BALANCE	DEPRECIATION TAKEN	ENDING BALANCE	NET VALUE		
0.00	7,931.99	7,931.99	4,968.01		

There are two programs that produce a statement of fixed assets and depreciation: AFINX000, which creates the statement *with* group information, and AFINX001, which creates the statement *without* group information. The report displayed on the following page is created by running AFINX000. When printed with group information, as shown above, this report displays depreciation by group, type, agency



and fund. For each betterment of each depreciable asset, the acquisition value, salvage value, current period, year-to-date and life-to-date depreciation, and net asset value are shown. (Current fiscal month and year are specified on the dates card.)

When printed without group information (not shown), this report displays depreciation by type, agency and fund. For each betterment of each depreciable asset, the acquisition value, salvage value, current period, year-to-date and life-to-date depreciation, and net asset value are shown. (Current fiscal month and year are specified on the dates card.)

The following form names should be used in Document Direct to locate this report:

Form Name	Report
FMPX001A	Statement of Fixed Assets and Depreciation

STATEMENT OF FIXED ASSETS BY AGENCY AND ORGANIZATION REPORT (X011)



RUN DATE : 08/24/99	COMMONWEALTH OF KENTUCKY	PAGE: 1
RUN TIME : 09:33:21	MARS FINANCIAL SYSTEM	
REPORT ID : X011	STATEMENT OF FIXED ASSETS BY AGENCY AND ORGANIZATION	
	RESPONSIBLE FUND: 0100 GENERAL FUND	
	AGENCY: 999	
ORGANIZATION	FIXED ASSET TYPE	NET ASSET VALUE
-----	-----	-----
9999 COMMONWEALTH OF KY	EQUIPMENT AND FURNITURE	3,500.00
	***TOTAL FOR ORGANIZATION 9999:	3,500.00
	***TOTAL FOR AGENCY 999:	3,500.00
	***TOTAL FOR FUND 0100:	3,500.00

This report totals all asset values for each agency, by asset type.

The following form names should be used in Document Direct to locate this report:

Form Name	Report
FMPX011A	Statement of Fixed Assets by Agency and Organization Report



STATEMENT OF REVENUE -- BUDGETED AND ACTUAL (F120)



RUN DATE : 02/16/00		COMMONWEALTH OF KENTUCKY		PAGE: 1	
RUN TIME : 00:28:21		MARS FINANCIAL SYSTEM			
REPORT ID : F120		STATEMENT OF REVENUE - BUDGETED AND ACTUAL			
		FOR BUDGET FISCAL YEAR 2000			
		ACCOUNTING PERIOD FOR 00/1/03			
FUND: DS01 - GENERAL FUND					
REVENUE CLASS		BUDGETED REVENUE	CURRENT PERIOD ACTUAL REVENUE	YEAR-TO-DATE ACTUAL REVENUE	YEAR-TO-DATE ACTUAL OVER/(UNDER) BUDGETED REVENUE

REVENUE CATEGORY: 01 - TAXES					

001 Property Tax			1,109.00	1,109.00	1,109.00
002 Sales Tax			0.00	0.00	0.00
003 Other Taxes			(10.00)	(10.00)	(10.00)
TOTAL REVENUE CATEGORY 01			1,099.00	1,099.00	1,099.00

This report compares budgeted against actual revenue for the fiscal year, and shows the difference between the two amounts. It lists revenue sources within funds, and also shows revenue class and category totals within funds.

The following form names should be used in Document Direct to locate this report:

Form Name	Report
FMPF120A	Statement of Revenue -- Budget and Actual



STATEMENT OF REVENUE AND EXPENSE (F140)



RUN DATE : 02/16/00	COMMONWEALTH OF KENTUCKY	PAGE: 1
RUN TIME : 00:25:05	MARS FINANCIAL SYSTEM	
REPORT ID : F140	STATEMENT OF REVENUE AND EXPENSE	
	FOR FISCAL YEAR 2000	
FUND: AP01 - GENERAL FUND		
REVENUES	CURRENT PERIOD	FISCAL YEAR-TO-DATE
-----	-----	-----
Property Tax	110,900.00	110,900.00
Other Taxes	(1,000.00)	(1,000.00)
Business License & Permit	50,000.00	50,000.00
Sales	12,000.00	12,000.00
Federal Grants	443,000.00	443,000.00
State Grants	231,200.00	231,200.00
TOTAL REVENUES	846,100.00	846,100.00
EXPENSES		

Supplies and Material	(18,000.00)	(18,000.00)
Equipment	1,205,411.00	1,205,411.00
TOTAL EXPENSES	415,608.00	415,608.00
NET INCOME FOR FUND 100	(756,919.00)	(756,919.00)

This report summarizes actual revenues, by revenue source, and actual expenditures, by object, for each fund. A net income for each fund is also shown.

The following form names should be used in Document Direct to locate this report:

Form Name	Report
FMPF140A	Statement of Revenue and Expense



STOCK MOVEMENT REPORT (IN51)



RUN DATE : 02/16/00		COMMONWEALTH OF KENTUCKY										PAGE: 1							
RUN TIME : 00:07:41		MARS FINANCIAL SYSTEM																	
REPORT ID : IN51		INVENTORY CONTROL SUBSYSTEM																	
		STOCK MOVEMENT REPORT																	
STOCK ITEM RANGE: *ALL		AGENCY: C35										FROM: 07 01 99							
		WAREHOUSE: 3000										TO: 02 15 00							
STOCK ITEM : 01930		001																	
DESCRIPTION: CORN																			
COMM	JOB	COST REQ					REPT	**	ISSUES			** **	REPLENISHMENTS			**			
LINE	NUMBER	CAT	ORGN	FUND	AGY	ORG/SUB	ACTV	OBJ/SUB	CAT			QUANTITY	EXTENDED	COST			QUANTITY	EXTENDED	COST

BATCH: 12 31 99		TRANS ID/DATE: CI				C35000000000034				12 31 99									
001		D625		IN02 C35 D625		A100 E211						10.000		50.20					
BATCH: 12 31 99		MOD-1		TRANS ID/DATE: CI				C35000000000034				12 31 99							
001		D625		IN02 C35 D625		A100 E211										10.000		50.20	
BATCH: 12 31 99		MOD-1		TRANS ID/DATE: CI				C35000000000034				12 31 99							
001		D625		IN02 C35 D625		A100 E211						11.000		55.22					
BATCH: 12 31 99		MOD-1		TRANS ID/DATE: CI				C35000000000034				12 31 99							
001		D625		IN02 C35 D625		A100 E211										11.000		55.22	
BATCH: 12 31 99		MOD-1		TRANS ID/DATE: CI				C35000000000034				12 31 99							
001		D625		IN02 C35 D625		A100 E211						10.000		50.20					
BATCH: 12 31 99		TRANS ID/DATE: CI				C35000000000035				12 31 99									
001		D625		IN02 C35 D625		A100 E211						10.000		50.20					

This report provides information about each transaction that affects the on-hand balance of a stock item, or range of stock items, during a specified time period. The details on this report include the buyer account, date, quantity, and extended cost for each accepted transaction that changed the on-hand balance of the stock item. Quantities and extended costs are netted and summarized for each month.

The following form names should be used in Document Direct to locate this report:

Form Name	Report
FMPIN51A	Stock Movement Report



SUMMARY AGING REPORT BY AGENCY (AR33)



RUN DATE : 02/13/00		COMMONWEALTH OF KENTUCKY				PAGE: 1	
RUN TIME : 08:22:06		MARS FINANCIAL SYSTEM					
REPORT ID : AR33		SUMMARY AGING REPORT BY AGENCY					
		FOR BUDGET FISCAL YEAR: 00					
		THROUGH 02/13/00					
AGENCY	AGENCY NAME	CURRENT	NUMBER OF DAYS PAST DUE				TOTAL
			1-30	31-60	61-90	91 +	
C30	CAMPBELL CO	\$0.00	\$4,705.62	\$29,146.61	\$0.00	\$22,810.35	\$56,662.58
C35		\$0.00	\$0.00	\$31,005.00	\$0.00	\$0.00	\$31,005.00
C47		\$0.00	\$0.00	\$0.00	\$0.00	\$4.00	\$4.00
470		\$0.00	\$0.00	\$5,379.00	\$0.00	\$1,930.00	\$7,309.00
750		\$45.00	\$35.08	\$1,565.08	\$2,290.19	\$0.00	\$3,935.35
=====							
GRAND TOTAL		\$45.00	\$4,740.70	\$67,095.69	\$2,290.19	\$24,744.35	\$98,915.93

Displays receivable aging totals by agency. AR33 is one of the receivable aging reports, which provide receivable information based on the number of days past due.

The following form names should be used in Document Direct to locate this report:

Form Name	Report
FMPAR33A	Summary Aging Report by Agency



SUMMARY AGING REPORT BY CUSTOMER (AR32)



RUN DATE : 02/13/00		COMMONWEALTH OF KENTUCKY				PAGE: 1	
RUN TIME : 08:21:54		MARS FINANCIAL SYSTEM					
REPORT ID : AR32		SUMMARY AGING REPORT BY CUSTOMER					
		FOR BUDGET FISCAL YEAR: 00					
		THROUGH 02/13/00					
AGENCY: C30							
AGENCY NAME:							

This report provides aging totals for each customer's account. AR32 is one of the receivable aging reports, which provide receivable information based on the number of days past due.

The following form names should be used in Document Direct to locate this report:

Form Name	Report
FMPAR32A	Summary Aging Report by Customer



SUMMARY OF DRAWDOWN GROUP (KPBDR)



RUN DATE: 07/15/99				** COMMONWEALTH OF KENTUCKY **						PAGE: 0001	
RUN TIME: 23:37:23				SUMMARY OF DRAWDOWN GROUP						REPORT ID: KPBDR	
DRAW	ENTITY	AGCY	PROJ	SUB-PROJ/PHASE	FUND	ORGN	APPR UNIT	ACT	OBJT	AMOUNT	
=====	=====	=====	=====	=====	=====	=====	=====	=====	=====	=====	
J8N00	660	61700	00 Z		1200	D660	D0 DD0 DDD0		E213	225.42	
J8N00	660	61700	00 Z		1200	D660	D0 DD0 DDE0		E212	71.43	
J8N00	660	61700	00 Z		1200	D660	D0 DD0 DDE0		E212	537.49	
J8N00	660	61700	00 Z		1200	D660	D0 DD0 DDE0		E212	68.83	
J8N00	660	61700	00 Z		1200	D660	D0 DD0 DDE0		E212	44.36	
J8N00	660	61700	00 Z		1200	D660	D0 DD0 DDE0		E212	42.98	
J8N00	660	61700	00 Z		1200	D660	D0 DD0 DDE0		E212	31.28	
J8N00	660	61700	00 Z		1200	D660	D0 DD0 DDE0		E212	21.16	
J8N00	660	61700	00 Z		1200	D660	D0 DD0 DDE0		E212	21.14	
J8N00	660	61700	00 Z		1200	D660	D0 DD0 DDE0		E212	17.15	
J8N00	660	61700	00 Z		1200	D660	D0 DD0 DDE0		E542	18.00	
SUB-PROJECT/PHASE TOTAL:									00 Z	1,099.24	
AGENCY/PROJECT TOTAL:									660 61700	1,099.24	
TIV99	736	40699	00 Z		1200	7E17	Z0 ZF0 ZFCQ		E361	44.55	
SUB-PROJECT/PHASE TOTAL:									00 Z	44.55	
AGENCY/PROJECT TOTAL:									736 40699	44.55	
7SV99	531	82099	00 Z		1200	D531	S0 SA0 SA00 2804		E415	6,150.62	
SUB-PROJECT/PHASE TOTAL:									00 Z	6,150.62	
AGENCY/PROJECT TOTAL:									531 82099	6,150.62	
8OK00	536	27400	00 Z		1200	D536	F0 FB0 FBA0 7000		E212	437.34	
8OK00	536	27400	00 Z		1200	D536	F0 FB0 FBA0 7000		E213	33.57	
8OK00	536	27400	00 Z		1200	D536	F0 FB0 FBA0 7000		E361	32.88	
8OK00	536	27400	00 Z		1200	D536	F0 FB0 FBA0 7000		E362	750.00	
8OK00	536	27400	00 Z		1200	D536	F0 FB0 FBA0 7000		E362	375.00	
SUB-PROJECT/PHASE TOTAL:									00 Z	1,628.79	
AGENCY/PROJECT TOTAL:									536 27400	1,628.79	
DRAWDOWN GROUP TOTAL:										8,923.20	

This report provides information about the generated Cash Receipt documents. For each Drawdown Group, the complete batch number (if applicable), document number, and document total should be shown for each Cash Receipt document, along with the referenced Receivable document number(s) and the Provider code associated with the RE.



The following form names should be used in Document Direct to locate this report:

Form Name	Report
FMPPBDQA	Summary of Drawdown Group

SUMMARY OF EXPENDITURE AND REVENUE CREDIT RECORDS (KPBRR)



RUN DATE: 07/15/99				** COMMONWEALTH OF KENTUCKY **				PAGE: 0001			
RUN TIME: 23:38:53				SUMMARY OF EXPENDITURE AND REVENUE CREDIT RECORDS				REPORT ID: KPBRR			
ENTITY	AGCY	PROJ	SUB-PROJ/PHASE	FUND	ORGN	APPR UNIT	ACT	REV SRC	AMOUNT		
=====	=====	=====	=====	=====	=====	=====	=====	=====	=====		
A6798	540	53399	02 Z	1200	5203	M0 MDD MDDB		R606	500.00		
A6798	540	53399	02 Z	1200	5203	M0 MDD MDDB		R606	774.00		
A6798	540	53399	02 Z	1200	5203	M0 MDD MDDB		R606	1,499.00		
A6798	540	53399	02 Z	1200	5203	M0 MDD MDDB		R606	1,200.00		
A6798	540	53399	02 Z	1200	5203	M0 MDD MDDB		R606	2,000.00		
A6798	540	53399	02 Z	1200	5203	M0 MDD MDDB		R606	2,000.00		
A6798	540	53399	02 Z	1200	5203	M0 MDD MDDB		R606	1,500.00		
A6798	540	53399	02 Z	1200	5203	M0 MDD MDDB		R606	1,500.00		
A6798	540	53399	02 Z	1200	5203	M0 MDD MDDB		R606	9,179.00		
A6798	540	53399	02 Z	1200	5203	M0 MDD MDDB		R606	8,100.00		
A6798	540	53399	02 Z	1200	5203	M0 MDD MDDB		R606	6,264.00		
A6798	540	53399	02 Z	1200	5203	M0 MDD MDDB		R606	4,200.00		
A6798	540	53399	02 Z	1200	5203	M0 MDD MDDB		R606	3,000.00		
A6798	540	53399	02 Z	1200	5203	M0 MDD MDDB		R606	2,979.00		
A6798	540	53399	02 Z	1200	5203	M0 MDD MDDB		R606	2,109.00		
A6798	540	53399	02 Z	1200	5203	M0 MDD MDDB		R606	2,316.00		
A6798	540	53399	02 Z	1200	5203	M0 MDD MDDB		R606	5,866.00		
A6798	540	53399	02 Z	1200	5203	M0 MDD MDDB		R606	6,000.00		
A6798	540	53399	02 Z	1200	5203	M0 MDD MDDB		R606	4,483.00		
A6798	540	53399	02 Z	1200	5203	M0 MDD MDDB		R606	4,741.00		
A6798	540	53399	02 Z	1200	5203	M0 MDD MDDB		R606	11,500.00		
A6798	540	53399	02 Z	1200	5203	M0 MDD MDDB		R606	32,471.00		
A6798	540	53399	02 Z	1200	5203	M0 MDD MDDB		R606	4,756.00		
A6798	540	53399	02 Z	1200	5203	M0 MDD MDDB		R606	5,204.00		
A6798	540	53399	02 Z	1200	5203	M0 MDD MDDB		R606	2,893.00		
A6798	540	53399	02 Z	1200	5203	M0 MDD MDDB		R606	3,500.00		
A6798	540	53399	02 Z	1200	5203	M0 MDD MDDB		R606	6,000.00		
A6798	540	53399	02 Z	1200	5203	M0 MDD MDDB		R606	8,535.00		
A6798	540	53399	02 Z	1200	5203	M0 MDD MDDB		R606	1,600.00		
A6798	540	53399	02 Z	1200	5203	M0 MDD MDDB		R606	1,870.00		
A6798	540	53399	02 Z	1200	5203	M0 MDD MDDB		R606	901.00		
A6798	540	53399	02 Z	1200	5203	M0 MDD MDDB		R606	1,700.00		
A6798	540	53399	02 Z	1200	5203	M0 MDD MDDB		R606	7,405.00		
SUB-PROJECT/PHASE TOTAL:								02 Z	158,545.00		
AGENCY/PROJECT TOTAL:								540 53399	158,545.00		
BXA00	546	46200	30 Z	1200	2201	D0 DB0 DBD0	2444	R640	62,824.31		
SUB-PROJECT/PHASE TOTAL:								30 Z	62,824.31		
AGENCY/PROJECT TOTAL:								546 46200	62,824.31		

This report lists costs that result in revenue credit and deduction in the draw. This report is sorted by Entity-wide code, Agency, and Project/Subproject/Phase.



The following form names should be used in Document Direct to locate this report:

Form Name	Report
FMPPBRQA	Summary of Expenditure and Revenue Credit Records

SUMMARY TRIAL BALANCE REPORT BY FUND (A614)



RUN DATE: 02/16/00 REPORT ID: A614				** COMMONWEALTH OF KENTUCKY ** SUMMARY TRIAL BALANCE BY FUND FOR BUDGET FISCAL YEAR 2000 AS OF SEPTEMBER 30, 1999			PAGE: 1
FUND	ACCT TYPE	B.S. ACCOUNT	OBJ/REV SOURCE	BEG BALANCE	TOTAL DEBITS	TOTAL CREDITS	ENDING BALANCE
AP08	02	0210		0.00	0.00	18,000.00	18,000.00-
		02	ACCT TYPE TOTAL	0.00	0.00	18,000.00	18,000.00-
AP08	22		E703	0.00	18,000.00	0.00	18,000.00
		22	ACCT TYPE TOTAL	0.00	18,000.00	0.00	18,000.00
		AP08 FUND TOTAL		0.00	18,000.00	18,000.00	0.00

The Summary Trial Balance Report by Fund is sorted by fund, account type, Balance Sheet account and object/revenue source. Listed at each summary line are beginning balance, total debits, total credits and ending balance. Totals are given for fund and account type. A grand total is also given. The beginning balance reflects all accounting periods prior to the current period, as specified by the parameter. The ending balance reflects the balance through the current period.

The Kentucky Summary Trial Balance Report by Fund sorts by fund, account type, Balance Sheet class, and object/revenue group.

The following form names should be used in Document Direct to locate these reports:

Form Name	Report
FMPA614A	Summary Trial Balance Report by Fund
FMP614KA	Kentucky Summary Trial Balance Report by Fund



SUSPENDED CE COSTS REPORT (PB11)



RUN DATE : 07/09/99				COMMONWEALTH OF KENTUCKY				PAGE: 1		
RUN TIME : 20:27:01				MARS FINANCIAL SYSTEM						
REPORT ID : PB11				REPORT OF SUSPENDED CE COSTS						
AGCY	PROJECT	SUB PROJ	PHASE	PREFIX	ROUTE	FEDERAL SECTION SEQ	FHWA PROGRAM	AGREEMENT AMOUNT	TOTAL BILLED	TOTAL SUSPENDED
100	P0001	01	2				P74	1000.00	166.66	833.34
100	P0001	01	2				W36	1000.00	166.66	833.34
PROJECT TOTAL:		2000.00		322.32	1666.68					
REPORT TOTAL:			2000.00		322.32	1666.68				

Lists all FHWA projects which have construction engineering (CE) averages in the current billing, or from a prior billing (because suspended CE is carried from one billing to the next). Also presents the current agreement amount and total-billed amount.

The following form names should be used in Document Direct to locate this report:

Form Name	Report
FMPMEMOE	Memo Billing Suspended CE Costs Report
FMPREVWC	Review Billing Suspended CE Costs Report



SYSTEM ASSURANCE REPORT FOR CASH BALANCES (C110)



RUN DATE : 02/22/00		COMMONWEALTH OF KENTUCKY		PAGE : 1	
RUN TIME : 18:59:13		MARS FINANCIAL SYSTEM			
REPORT ID : C110		SYSTEM ASSURANCE REPORT FOR CASH BALANCES			
FUND	CASH	CASH TABLE	BBAL TABLE		
NUMBER	ACCOUNT	AMOUNT	AMOUNT	DIFFERENCE	ERROR MESSAGE

NO EXCEPTIONS FOUND					

This report identifies inconsistencies between the Cash (CASH) table and the Balance Sheet Account Balance (BBAL) table.

The following form names should be used in Document Direct to locate this report:

Form Name	Report
FMPC110A	System Assurance Report for Cash Balances



THIRD PARTY BILLING REPORT (PB14-B)



RUN DATE : 07/09/99		COMMONWEALTH OF KENTUCKY			PAGE: 1	
RUN TIME : 20:27:11		MARS FINANCIAL SYSTEM				
REPORT ID : PB14 - B		THIRD PARTY BILLING REPORT				
AGCY: 011	PROJECT: P-001	SUB-PROJECT: 01	PHASE: P	FED ROUTE:	FED SECTION:	FED SEQUENCE:
PROVIDER-CODE: CUST01		PROVIDER NAME: CUSTOMER ONE				
OBJECT	OBJECT NAME	ACTIVITY	ACTIVITY NAME	DOLLAR-AMOUNT		
-----	-----	----	-----	-----		
MCBC	Full Year Full-time Positions	0011	General Administration			10.00
MCBC	Full Year Full-time Positions	0011	General Administration			100.00
				PROVIDER TOTAL:		110.00
				AGCY/PROJ/SUB-P/PHASE TOTAL:		110.00
				REPORT TOTAL:		110.00

Detail report (at least one line per transaction) of all eligible charges included in the current third party billing to non-federal organizations. Report is sorted by object and activity code within provider and project.

The following form names should be used in Document Direct to locate this report:

Form Name	Report
FMPFINLC	Final Billing Third Party Billing Report
FMPMEMOH	Memo Billing Third Party Billing Report
FMPREVWF	Review Billing Third Party Billing Report



TRANSACTION DETAIL BY JOB NUMBER (A711)



RUN DATE : 02/16/00		COMMONWEALTH OF KENTUCKY		PAGE: 1	
RUN TIME : 00:21:12		MARS FINANCIAL SYSTEM			
REPORT ID : A711		TRANSACTION DETAIL BY JOB NUMBER			
		FOR BUDGET FISCAL YEAR: 00		% OF YEAR: 25 %	
		THROUGH 09/30/99			
FUND: 100					
AGENCY: 011					
ORGANIZATION:					
ORG MGR:					
JOB NUMBER: COP1					
SUB-					
OBJECT	OBJT				
CODE	CODE	DESCRIPTION	TRANSACTION ID	VENDOR NAME	MONTH EXPENDED
				OUTSTANDING	OUTSTANDING
				ENCUMBERED	PRE-ENCUMBERED

		BEG BALANCE		0.00	0.00
0021		RE RETEST111		100.00-	0.00
				0.00	0.00
=====				-----	
0021		END BALANCE		100.00-	0.00
		BEG BALANCE		0.00	0.00

This report calculates opening balances at the object code level by job number, then lists individual transactions processed for the requested accounting period. Totals are calculated and displayed for each object, job number, organization, activity, agency, and fund.

The following form names should be used in Document Direct to locate this report:

Form Name	Report
FMPA711A	Transaction Detail by Job Number



TRANSACTION GENERATION REPORT: VARIABLE CHARGE BILLING -- STEP 2 (JBV2)



RUN DATE : 02/16/00	COMMONWEALTH OF KENTUCKY			PAGE: 1
RUN TIME : 21:28:07	MARS FINANCIAL SYSTEM			
REPORT ID : JBV2	VARIABLE CHARGE BILLING - STEP 2			
	TRANSACTION GENERATION			
	** CUSTOMER LEVEL BILLINGS **			
TRANS ID	LN	JOB NO	DESCRIPTION	LINE AMOUNT
PROVIDER: CUST01		CUSTOMER ONE		
IN 00000000001 01	05601	REAL	PROPERTY TAX	110.00
		TOTAL FOR DOCUMENT:		110.00

When the second step of the Variable Charge Billing report program is run, JBV2 is produced. Responsible managers should review the report for approval purposes. Once approved, the third and final step in the variable charge billing can be run.

This report will show all detail lines for each system generated transaction.

The following form names should be used in Document Direct to locate this report:

Form Name	Report
FMPJBV2A	Transaction Generation Report: Variable Charge Billing -- Step 2



UNSCHEDULED PAYMENT TURNAROUND REPORT BEFORE/AFTER DISBURSEMENT (A656A/A656B)



RUN DATE		: 02/16/00		COMMONWEALTH OF KENTUCKY				PAGE:		1											
RUN TIME		: 16:16:10		MARS FINANCIAL SYSTEM																	
REPORT ID		: A656A		UNSCHEDULED PAYMENT TURNAROUND REPORT																	
				BANK ACCT: G1 GENERAL DEP																	
										CHANGES											

VOUCHER		VOUCHER		BD		VENDOR		INVOICE		PAID		USE TAX		SCHEDULED		SCHED		H		H	
NUMBER		DATE		FY		INVOICE		AMOUNT		AMOUNT		AMOUNT		AMOUNT		DATE		L		O	
																		D		D	

VENDOR:		CHEV-01		Johnson's Chevy World																	
SB41I-0001406		02 03 00 00						100.00		0.00		0.00		100.00		03 04 00					
		VENDOR TOTAL:						100.00		0.00		0.00		100.00							
		BANK ACCOUNT TOTAL:						100.00		0.00		0.00		100.00							


These reports shows all outstanding payment vouchers that are on hold and those whose scheduled payment date, fund, and bank account do not satisfy the requested parameters. In other words, these reports will show all outstanding vouchers that do not appear on the A655A and A655B reports. Closed vouchers do not appear on any of these reports.

The following form names should be used in Document Direct to locate this report:

Form Name	Report
FMP656AA	Unscheduled Travel Payments Before Disbursement
FMP656AB	Unscheduled Vendor Payments Before Disbursement
FMP656BA	Unscheduled Travel Payments After Disbursement
FMP656BB	Unscheduled Vendor Payments After Disbursement







INDEX



A

- A103 (Detail Listing of Obligations), REP-28
- A104 (Detail Listing of Obligations vs. Expense Budget), REP-29
- A203 (Detail Listing of Revenues), REP-31
- A270 (Revenue Source Summary of Revenues Recognized vs. Budgets Across Agencies), REP-98
- A271 (Revenue Source Summary of Revenues Recognized vs. Budget), REP-96
- A400 (Detail Listing of Encumbrances vs. Expenses by Accounting Distribution), REP-27
- A601 (Detail Transaction Listing), REP-32
- A612 (Statement of Budget Activity and Account Balances), REP-102
- A614 (Summary Trial Balance Report by Fund), REP-117
- A616 (Bank Account Transaction Listing Report), REP-8
- A642 (Outstanding Purchase Orders Report), REP-78
- A650 (Payment Vouchers Activity Detail Listing by Voucher), REP-84
- A651 (Aged Open Payment Vouchers Report by Vendor and Payment Voucher), REP-5
- A652 (Outstanding Payment Vouchers Report), REP-77
- A655A (Scheduled Payment Turnaround Report Before Disbursement), REP-101
- A655B (Scheduled Payment Turnaround Report After Disbursement), REP-101
- A656A (Unscheduled Payment Turnaround Report Before Disbursement), REP-123
- A656B (Unscheduled Payment Turnaround After Disbursement), REP-123
- A657 (Check Register Report), REP-9
- A711 (Transaction Detail by Job Number), REP-121
- AAC (Agency Account), TAB1-24
- ABAL (Bank Account Balance), TAB1-81
- ABC Analysis Report (IN10), REP-3
- ABC Classification Parameter (ABCP), TAB1-3
- ABC Classification Report (IN20), REP-4
- ABCP (ABC Classification Parameter), TAB1-3
- ACAT (Activity Category), TAB1-12
- Account Type (ACCT), TAB1-5
- Accounting Period (APRD), TAB1-6
- ACCT (Account Type), TAB1-5
- ACEX (Activity Eligibility Exception), TAB1-14
- ACHF (Automated Clearing House File), TAB1-61
- ACLS (Activity Class), TAB1-13
- Acquisition/Disposition (FADM), TAB1-8
- ACT2 (Activity), TAB1-9
- Activity (ACT2), TAB1-9
- Activity Category (ACAT), TAB1-12
- Activity Class (ACLS), TAB1-13
- Activity Eligibility Exception (ACEX), TAB1-14
- Activity Group (AGRP), TAB1-16
- Activity Index (ACTV), TAB1-17
- Activity Type (ATYP), TAB1-19
- ACTV (Activity Index), TAB1-17
- ADIS (Automated Disbursements Parameters), TAB1-62
- ADJC (Adjustment Code), TAB1-20
- Adjustment Code (ADJC), TAB1-20
- AGC2 (Agency), TAB1-21
- AGCL (Agency Class), TAB1-27
- AGCT (Agency Category), TAB1-26
- AGCY (Agency Index), TAB1-30
- Aged Open Payment Vouchers Report by Vendor and Payment Voucher (A651), REP-5
- Agency (AGC2), TAB1-21
- Agency Account (AAC), TAB1-24
- Agency Category (AGCT), TAB1-26
- Agency Class (AGCL), TAB1-27
- Agency Class/Agency Association (CLAG), TAB1-28
- Agency Group (AGGP), TAB1-29
- Agency Index (AGCY), TAB1-30
- Agency Type (AGTP), TAB1-39
- Agency/Project Inquiry (AGPR), TAB1-32
- AGGP (Agency Group), TAB1-29
- AGPR (Agency/Project Inquiry), TAB1-32
- AGRP (Activity Group), TAB1-16
- AGTP (Agency Type), TAB1-39
- AL (Allotment -- Extended), DOC-3
- ALLC (Allocation Group Control Reference), TAB1-40
- Allocation Group Control Reference (ALLC), TAB1-40
- Allocation Totals Inquiry (TOTL), TAB1-42
- Allotment -- Extended (AL), DOC-3
- Allotment Inquiry -- Extended (EALL), TAB1-44
- Alternate Customer Code Inquiry (CUSA), TAB1-47



Alternate View of the Logical View (VEW2), TAB1-48
 Alternate Views System Assurance Report (SA7), REP-6
 AP (Appropriation -- Extended), DOC-6
 Application Dates (LDAT), TAB1-50
 Appropriation -- Extended (AP), DOC-6
 Appropriation Index -- Extended (EAPP), TAB1-53
 Appropriation Inquiry -- Extended (EAP2), TAB1-54
 APRD (Accounting Period), TAB1-6
 AR30 (Revenue Source Summary Report), REP-99
 AR31 (Past Due Receivable Detail Report), REP-83
 AR32 (Summary Aging Report by Customer), REP-112
 AR33 (Summary Aging Report by Agency), REP-111
 AR34 (Customer Credit Balance Report), REP-24
 AR35 (Detail Assigned to a Collection Agency Report), REP-26
 AR36 (Receivable Write-Off Report), REP-93
 AR37 (Collection Agency Performance Report), REP-10
 AR38 (Open Receivable Table vs. Revenue Ledger Exception Report), REP-74
 Asset Custodian Inquiry (CUSD), TAB1-60
 ATYP (Activity Type), TAB1-19
 Automated Clearing House File (ACHF), TAB1-61
 Automated Disbursements Parameters (ADIS), TAB1-62

B

BAC2 (Balance Sheet Account), TAB1-67
 BACC (Balance Sheet Account Index), TAB1-73
 Balance Sheet Account (BAC2), TAB1-67
 Balance Sheet Account Balance (BBAL), TAB1-71
 Balance Sheet Account Index (BACC), TAB1-73
 Balance Sheet Category (BCAT), TAB1-75
 Balance Sheet Class (BCLS), TAB1-77
 Balance Sheet Group (BGRP), TAB1-78
 Balance Sheet Report (F100), REP-7
 BANK (Bank Account), TAB1-79
 Bank Account (BANK), TAB1-79
 Bank Account Balance (ABAL), TAB1-81
 Bank Account Number (BNUM), TAB1-83
 Bank Account Transaction Listing Report (A616), REP-8
 BBAL (Balance Sheet Account Balance), TAB1-71
 BCAT (Balance Sheet Category), TAB1-75
 BCLS (Balance Sheet Class), TAB1-77
 BGRP (Balance Sheet Group), TAB1-78
 Billing Profile (BPRO), TAB1-84
 Billing Profile Collection Cycle (BPCC), TAB1-87
 Billing Rate (BRTE), TAB1-89
 BNUM (Bank Account Number), TAB1-83
 BOBJ (Budget Object), TAB1-91
 BPCC (Billing Profile Collection Cycle), TAB1-87
 BPRO (Billing Profile), TAB1-84
 BRTE (Billing Rate), TAB1-89
 Budget Object (BOBJ), TAB1-91

C

C1 (Cash Receipt Electronic Deposit), DOC-24
 C110 (System Assurance Report for Cash Balances), REP-119
 CAAC (Claim Agency Account), TAB1-116
 CAAT (Cost Allocation Account Type), TAB1-139
 CACR (Claiming Agency Claim Reason), TAB1-121
 CADO (Cost Allocation Distribution Options), TAB1-141
 CAGL (Cost Allocation General Ledger), TAB1-143
 Calendar Date (CLDT), TAB1-92
 CAPS (Cost Allocation Pool Sequence Inquiry), TAB1-145
 CASH (Cash), TAB1-94
 Cash (CASH), TAB1-94
 Cash Collection Plan (CC), DOC-10
 Cash Receipt (CR), DOC-14
 Cash Receipt Electronic Deposit (C1), DOC-24
 CC (Cash Collection Plan), DOC-10
 CCAT (Check Category), TAB1-98
 CCLR Composite Clearance, TAB1-132
 CCTL (Collection Control), TAB1-122
 CDOC (Customer Document Inquiry), TAB1-151
 CEF2 (Customer Electronic Funds Transfer 2 of 2), TAB1-166
 CEFT (Customer Electronic Funds Transfer 1 of 2), TAB1-164
 Centralized Purchase Order (PC), DOC-30
 Centralized Purchase Order from Procurement Desktop (PCP), DOC-49
 Charge Class (CHRG), TAB1-96
 Check Cancellation (CX), DOC-68
 Check Category (CCAT), TAB1-98
 Check Intercept (CINT), TAB1-100
 Check Intercept Inquiry for Agencies (CINA), TAB1-102
 Check Register Report (A657), REP-9
 Check Writer Check Accounting (CWCA), TAB1-104
 Check Writer Common Code (CWCC), TAB1-106
 Check Writer Journal Voucher (CJ), DOC-71
 Check Writer Pre-Assign Check Number (CWPC), TAB1-109
 Check Writer Status (CWST), TAB1-111
 Check Writer Status by Agency Payment (CWSP), TAB1-114
 CHRG (Charge Class), TAB1-96
 CI (Stock Issue Confirmation), DOC-525
 CINA (Check Intercept Inquiry for Agencies), TAB1-102
 CINT (Check Intercept), TAB1-100
 CJ (Check Writer Journal Voucher), DOC-71
 CLAG (Agency Class/Agency Association), TAB1-28
 Claim Agency Account (CAAC), TAB1-116
 Claim Reason Code (CRCT), TAB1-119
 Claim Status Code (CSCT), TAB1-120
 Claiming Agency Claim Reason (CACR), TAB1-121

CLDT (Calendar Date), TAB1-92
 CNTC (Contact), TAB1-135
 Collection Agency Performance Report (AR37), REP-10
 Collection Control (CCTL), TAB1-122
 Collection Letter (COLT), TAB1-124
 COLT (Collection Letter), TAB1-124
 Combined Balance Sheet Report -- All Fund Types and Account Groups (F200), REP-11
 Combined Statement of Revenues, Expenditures, and Changes in Agency Liability/Fund Balances (F215), REP-13
 Combined Statement of Revenues, Expenditures, and Changes in Fund Balances (F210), REP-15
 Combined Statement of Revenues, Expenditures, and Changes in Fund Balances (F220), REP-17
 Combined Statement of Revenues, Expenditures, and Changes in Retained Earnings/Fund Balances (F235), REP-19
 Combined Statement of Revenues, Expenses, and Changes in Retained Earnings/Fund Balances (F230), REP-21
 COMM (Commodity Index), TAB1-131
 Commodity (COMT), TAB1-125
 Commodity Index (COMM), TAB1-131
 Comparative Balance Sheet Report by Fund (F205), REP-23
 Composite Clearance (CCLR), TAB1-132
 COMT (Commodity), TAB1-125
 Condition/Last Inventory Date Update (FADU), TAB1-133
 Contact (CNTC), TAB1-135
 CONV (Conversion Run), TAB1-137
 Conversion Run (CONV), TAB1-137
 Cost Allocation Account Type (CAAT), TAB1-139
 Cost Allocation Distribution Options (CADO), TAB1-141
 Cost Allocation General Ledger (CAGL), TAB1-143
 Cost Allocation Pool Sequence Inquiry (CAPS), TAB1-145
 Cost Type (CTYP), TAB1-147
 CR (Cash Receipt), DOC-14
 CRCT (Claim Reason Code), TAB1-119
 CSCT (Claim Status Code), TAB1-120
 CTXT (Customer Text), TAB1-169
 CTYP (Cost Type), TAB1-147
 CU (Customer), DOC-76
 CUS2 (Customer Information - 2 of 2), TAB1-161
 CUSA (Alternate Customer Code Inquiry), TAB1-47
 CUSC (Customer Credit History Inquiry), TAB1-148
 CUSD (Asset Custodian Inquiry), TAB1-60
 CUSF (Customer Financial History Inquiry), TAB1-153
 CUSN (Customer Name Inquiry), TAB1-168
 CUST (Customer Information - 1 of 2), TAB1-156
 Customer (CU), DOC-76
 Customer Credit Balance Report (AR34), REP-24

Customer Credit History Inquiry (CUSC), TAB1-148
 Customer Document Inquiry (CDOC), TAB1-151
 Customer Electronic Funds Transfer 1 of 2 (CEFT), TAB1-164
 Customer Electronic Funds Transfer 2 of 2 (CEF2), TAB1-166
 Customer Financial History Inquiry (CUSF), TAB1-153
 Customer Information - 1 of 2 (CUST), TAB1-156
 Customer Information - 2 of 2 (CUS2), TAB1-161
 Customer Name Inquiry (CUSN), TAB1-168
 Customer Text (CTXT), TAB1-169
 CWCA (Check Writer Check Accounting), TAB1-104
 CWCC (Check Writer Common Code), TAB1-106
 CWPC (Check Writer Pre-Assign Check Number), TAB1-109
 CWSP (Check Writer Status by Agency Payment), TAB1-114
 CWST (Check Writer Status), TAB1-111
 CX (Check Cancellation), DOC-68

D

DCTL (Document Control Inquiry), TAB1-188
 Debtor Vendor (DVND), TAB1-170
 Debtor Vendor Activity (DVAT), TAB1-172
 Debtor Vendor Agency Activity (DVAA), TAB1-174
 Debtor Vendor Status Change (DVSC), TAB1-176
 Debtor Vendor Summary (DVST), TAB1-178
 DEPI (Deposit Ticket Inquiry), TAB1-181
 Depleted Funding Sources Report (PBBP-A), REP-25
 Deposit Ticket (DETK), TAB1-180
 Deposit Ticket Inquiry (DEPI), TAB1-181
 Desktop Codes Group (DKCG), TAB1-183
 Desktop Common Codes (DKCC), TAB1-185
 DEST (Destination Functionality), TAB1-187
 Destination Functionality (DEST), TAB1-187
 Detail Assigned to a Collection Agency Report (AR35), REP-26
 Detail Listing of Encumbrances vs. Expenses by Accounting Distribution (A400), REP-27
 Detail Listing of Obligations (A103), REP-28
 Detail Listing of Obligations vs. Expense Budget (A104), REP-29
 Detail Listing of Revenues (A203), REP-31
 Detail Transaction Listing (A601), REP-32
 Detailed General Ledger Internal Consistency Report (SA1E), REP-34
 DETK (Deposit Ticket), TAB1-180
 DHIS (Document History Inquiry), TAB1-191
 Disposed Assets Report (X010), REP-35
 DKCC (Desktop Common Codes), TAB1-185
 DKCG (Desktop Codes Group), TAB1-183
 DOCP (Documents in Process Inquiry), TAB1-197



Document Control Inquiry (DCTL), TAB1-188
Document Cross Reference Inquiry (DXRF), TAB1-189
Document History Inquiry (DHIS), TAB1-191
Document Listing (SUSF), TAB1-194
Documents in Process Inquiry (DOCP), TAB1-197
Driver Control (DRVVR), TAB1-198
DRVVR (Driver Control), TAB1-198
DUNN (Dunning Message), TAB1-200
Dunning Message (DUNN), TAB1-200
DVAA (Debtor Vendor Agency Activity), TAB1-174
DVAT (Debtor Vendor Activity), TAB1-172
DVND (Debtor Vendor), TAB1-170
DVSC (Debtor Vendor Status Change), TAB1-176
DVST (Debtor Vendor Summary), TAB1-178
DXRF (Document Cross Reference Inquiry), TAB1-189

E

EALL (Allotment Inquiry -- Extended), TAB1-44
EAP2 (Appropriation Inquiry -- Extended), TAB1-54
EAPP (Appropriation Index -- Extended), TAB1-53
EB (Expense Budget), DOC-85
EESM (Expense Budget Summary Inquiry -- Extended),
TAB1-226
EEX2 (Expense Budget Inquiry -- Extended), TAB1-222
EEXD (Expense Budget Detail Inquiry -- Extended),
TAB1-217
EEXP (Expense Budget Index -- Extended), TAB1-220
EF01A (EFT Scheduled Payment Turnaround Report
Before Disbursement), REP-37
EF01B (EFT Scheduled Payment Turnaround Report
After Disbursement), REP-37
EF02A (EFT Unscheduled Payment Turnaround Report
Before Disbursement), REP-39
EF02B (EFT Unscheduled Payment Turnaround Report
After Disbursement), REP-39
EF03 (EFT Voucher Payment Electronic Funds Transfer
Register Report), REP-40
EFCG (EFT Tape Register Report), REP-38
EFPN (EFT Prenote Selection and Report), REP-36
EFT Prenote Selection and Report (EFPN), REP-36
EFT Scheduled Payment Turnaround Report After
Disbursement (EF01B), REP-37
EFT Scheduled Payment Turnaround Report Before
Disbursement (EF01A), REP-37
EFT Tape Register Report (EFCG), REP-38
EFT Unscheduled Payment Turnaround Report After
Disbursement (EF02B), REP-39
EFT Unscheduled Payment Turnaround Report Before
Disbursement (EF02A), REP-39
EFT Voucher Payment Electronic Funds Transfer
Register Report (EF03), REP-40
EFT2 (Electronic Funds Transfer -- 2 of 2), TAB1-203

EFTA (Electronic Funds Transfer Type), TAB1-204
EFTT (Electronic Funds Transfer- 1 of 2), TAB1-201
Electronic Funds Transfer -- 2 of 2 (EFT2), TAB1-203
Electronic Funds Transfer- 1 of 2 (EFTT), TAB1-201
Electronic Funds Transfer Type (EFTA), TAB1-204
Employee Travel Summary (ETSM), TAB1-205
ENPR (Entity-Wide Project Inquiry), TAB1-207
Entity-Wide Project Inquiry (ENPR), TAB1-207
EPS System Control Options - 1 of 2 (ESOP), TAB1-209
EPS System Control Options - 2 of 2 (ESO2), TAB1-213
ESAL (Escheat Accounting Line Inquiry), TAB1-215
Escheat Accounting Line Inquiry (ESAL), TAB1-215
ESO2 (EPS System Control Options - 2 of 2), TAB1-213
ESOP (EPS System Control Options - 1 of 2), TAB1-209
ETSM (Employee Travel Summary), TAB1-205
Expense Budget (EB), DOC-85
Expense Budget Detail Inquiry -- Extended (EEXD),
TAB1-217
Expense Budget Index -- Extended (EEXP), TAB1-220
Expense Budget Inquiry -- Extended (EEX2), TAB1-222
Expense Budget Summary Inquiry -- Extended (EESM),
TAB1-226
Expense Transfer (IX), DOC-90
Expense Type Code (EXTC), TAB1-229
Expense Type Set (EXTS), TAB1-231
Expense Voucher (TP), DOC-100
Expense Voucher Generation (TPGN), TAB1-233
EXTC (Expense Type Code), TAB1-229
EXTS (Expense Type Set), TAB1-231

F

F100 (Balance Sheet Report), REP-7
F120 (Statement of Revenue -- Budgeted and Actual),
REP-108
F140 (Statement of Revenue and Expense), REP-109
F200 (Combined Balance Sheet Report -- All Fund
Types and Account Groups), REP-11
F205 (Comparative Balance Sheet Report by Fund),
REP-23
F210 (Combined Statement of Revenues, Expenditures,
and Changes in Fund Balances), REP-15
F215 (Combined Statement of Revenues, Expenditures,
and Changes in Agency Liability/Fund Balances),
REP-13
F220 (Combined Statement of Revenues, Expenditures,
and Changes in Fund Balances), REP-17
F230 (Combined Statement of Revenues, Expenses,
and Changes in Retained Earnings/Fund Balances),
REP-21
F235 (Combined Statement of Revenues, Expenditures,
and Changes in Retained Earnings/Fund Balances),
REP-19

FA (Fixed Asset Acquisition), DOC-112	Fixed Asset Betterment Inquiry - 1 of 2 (FBT1), TAB1-241
FADM (Acquisition/Disposition), TAB1-8	Fixed Asset Betterment Inquiry - 2 of 2 (FBT2), TAB1-245
FADS (Fixed Asset Disposal Selection), TAB1-252	Fixed Asset by Tag Number Inquiry (FBTT), TAB1-247
FADU Condition/Last Inventory Date Update, TAB1-133	Fixed Asset Catalog (FCLG), TAB1-248
FAGL (Fixed Asset Group Location Inquiry), TAB1-259	Fixed Asset Depreciation Report (X003), REP-48
FAGY (Fund Agency Index), TAB1-309	Fixed Asset Disposal Generation (FDGN), TAB1-250
FALC (Fixed Asset Location Inquiry), TAB1-268	Fixed Asset Disposal Selection (FADS), TAB1-252
FAPP (Federal Appropriation/Program), TAB1-236	Fixed Asset Disposition (FD), DOC-136
FARO (Fixed Asset Reorganization Report), REP-54	Fixed Asset Disposition Coming to Surplus Property Report (KLDFDR), REP-50
FARO (Fixed Asset Reorganization), TAB1-269	Fixed Asset Disposition Report (X012), REP-51
FAS1 Fixed Asset Summary Inquiry- 1 of 2, TAB1-275	Fixed Asset Disposition Text (FDTX), TAB1-254
FAS2 (Fixed Asset Summary Inquiry - 2 of 2), TAB1-283	Fixed Asset Funding Assurance Report (X027), REP-52
FATP (Fixed Asset Type), TAB1-285	Fixed Asset Group (FGRP), TAB1-255
FB (Fixed Asset Betterment), DOC-126	Fixed Asset Group Category (FGCT), TAB1-257
FBAL (Fund Balance), TAB1-312	Fixed Asset Group Class (FGCS), TAB1-258
FBT1 (Fixed Asset Betterment Inquiry - 1 of 2), TAB1-241	Fixed Asset Group Location Inquiry (FAGL), TAB1-259
FBT2 (Fixed Asset Betterment Inquiry - 2 of 2), TAB1-245	Fixed Asset History Inquiry (FHIS), TAB1-261
FBTT (Fixed Asset by Tag Number Inquiry), TAB1-247	Fixed Asset Internal Sale (FS), DOC-138
FC (Fixed Asset Modification), DOC-144	Fixed Asset Inventory by Location Report (X006), REP-53
FCAT (Fund Category), TAB1-314	Fixed Asset Location (FLOC), TAB1-264
FCCA (Function Category), TAB1-291	Fixed Asset Location Category (FLCT), TAB1-266
FCCL (Function Class), TAB1-292	Fixed Asset Location Class (FLCS), TAB1-267
FCGR (Function Group), TAB1-293	Fixed Asset Location Inquiry (FALC), TAB1-268
FCLG (Fixed Asset Catalog), TAB1-248	Fixed Asset Modification (FC), DOC-144
FCLS (Fund Class), TAB1-316	Fixed Asset Reorganization (FARO), TAB1-269
FCTP (Function Type), TAB1-294	Fixed Asset Reorganization Report (FARO), REP-54
FD (Fixed Asset Disposition), DOC-136	Fixed Asset Replacement Forecast Report (X009), REP-55
FDGN (Fixed Asset Disposal Generation), TAB1-250	Fixed Asset Summary Inquiry - 2 of 2 (FAS2), TAB1-283
FDGP (Fund Group), TAB1-318	Fixed Asset Summary Inquiry 1 of 2 (FAS1), TAB1-275
FDTX (Fixed Asset Disposition Text), TAB1-254	Fixed Asset Transaction Detail Report (X002), REP-56
FEAG (Federal Agency Inquiry), TAB1-235	Fixed Asset Transfer (FT), DOC-152
Federal Agency Inquiry (FEAG), TAB1-235	Fixed Asset Transfer Detail Report (X015), REP-57
Federal Appropriation/Program (FAPP), TAB1-236	Fixed Asset Type (FATP), TAB1-285
Federal Billing Report -- Non FHWA (PB14-A), REP-41	Fixed Asset Valuation (FVAL), TAB1-287
Federal Highway Administration Invoice (PBEX), REP-42	Fixed Assets Current Year Accumulated Depreciation Report (X025), REP-58
Federal Obligation Ledger (FOBL), TAB1-237	FLCS (Fixed Asset Location Class), TAB1-267
FF (Funding Source Modification), DOC-172	FLCT (Fixed Asset Location Category), TAB1-266
FFS1 (Funding Source by Fixed Asset), TAB1-326	FLOC (Fixed Asset Location), TAB1-264
FFSC (Funding Source Inquiry), TAB1-329	FOBL (Federal Obligation Ledger), TAB1-237
FGCS (Fixed Asset Group Class), TAB1-258	Forecasted Demand and Actual Item Usage History Report (IN30), REP-59
FGCT (Fixed Asset Group Category), TAB1-257	Foreign Travel Authorization (TEC), DOC-157
FGRP (Fixed Asset Group), TAB1-255	FS (Fixed Asset Internal Sale), DOC-138
FGY2 (Fund Agency), TAB1-303	FSSL (Funding Source Summary Ledger), TAB1-332
FHIS (Fixed Asset History Inquiry), TAB1-261	FSYR (Fiscal Year), TAB1-239
FHWA Billing Detail Report (PB16), REP-44	FT (Fixed Asset Transfer), DOC-152
FHWA Billing Summary Report (PB13), REP-45	FTYP (Fund Type), TAB1-322
FHWA Billing Turnaround Report (PB10), REP-46	FUN2 (Fund), TAB1-295
FHWA Unbilled Costs Report (PBBP-B), REP-47	
Fiscal Year (FSYR), TAB1-239	
Fixed Asset Acquisition (FA), DOC-112	
Fixed Asset Betterment (FB), DOC-126	



FUNC (Function), TAB1-289
Function (FUNC), TAB1-289
Function Category (FCCA), TAB1-291
Function Class (FCCL), TAB1-292
Function Group (FCGR), TAB1-293
Function Type (FCTP), TAB1-294
Fund (FUN2), TAB1-295
FUND (Fund Index), TAB1-320
Fund Agency (FGY2), TAB1-303
Fund Agency Index (FAGY), TAB1-309
Fund Balance (FBAL), TAB1-312
Fund Category (FCAT), TAB1-314
Fund Class (FCLS), TAB1-316
Fund Group (FDGP), TAB1-318
Fund Index (FUND), TAB1-320
Fund Transfer Report (PB15), REP-61
Fund Type (FTYP), TAB1-322
Funding Source (PBFS), TAB1-324
Funding Source by Fixed Asset (FFS1), TAB1-326
Funding Source Inquiry (FFSC), TAB1-329
Funding Source Modification (FF), DOC-172
Funding Source Summary Ledger (FSSL), TAB1-332
FVAL (Fixed Asset Valuation), TAB1-287

G

G110 (Project/Grant Daily Revenue Detail Report), REP-92
G111 (Project/Grant Daily Expenditure Detail Report), REP-91
General Fixed Assets by Equity and Asset Type Report (X020), REP-62
General Fixed Assets by Fund Type and Equity Breakdown Report (X021), REP-63
General Reporting Category (GRPT), TAB1-334
GRPT (General Reporting Category), TAB1-334

H

HDAY (Holiday), TAB1-336
Holiday (HDAY), TAB1-336

I

I501 (Pending Transactions in Suspense File in Excess of 30 Days), REP-85
IA (Inventory Adjustment), DOC-195
IBTX (Internal Bill Authorization Inquiry), TAB1-342
IEXT (Institutional Expense Type), TAB1-337
II (Internal Voucher), DOC-185
IIT (Internal Travel Voucher), DOC-177

IN10 (ABC Analysis Report), REP-3
IN20 (ABC Classification Report), REP-4
IN30 (Forecasted Demand and Actual Item Usage History Report), REP-59
IN40 (Inventory Management Report), REP-66
IN45 (Inventory Management Report), REP-67
IN50 (Inventory Price List Report), REP-68
IN51 (Stock Movement Report), REP-110
IN60 (Lead Time Report), REP-72
IN70 (Physical Inventory Discrepancy Report), REP-86
IN80 (Pick and Issue Order), REP-87
IN85 (Over the Counter Receipt Report), REP-81
IN90 (Replenishment Review Report), REP-94
INIF (Inventory Freeze Report), REP-65
INKY (Inventory by Keyword), TAB1-357
INPW (Inventory by Parent Warehouse), TAB1-358
INSE (Inventory by Stock Item Selection), TAB1-361
Institutional Expense Type (IEXT), TAB1-337
INSU (Insurance), TAB1-339
Insurance (INSU), TAB1-339
Insurance Policy Type (ITYP), TAB1-341
Internal Bill Authorization Inquiry (IBTX), TAB1-342
Internal Recurring Payment Voucher (RPV2), TAB1-344
Internal Resource Billing Specification (IRBS), TAB1-352
Internal Travel Voucher (IIT), DOC-177
Internal Travel Voucher Generation (ITGN), TAB1-355
Internal Voucher (II), DOC-185
INV2 (Inventory Inquiry - 2 of 3), TAB1-370
INV3 (Inventory Inquiry - 3 of 3), TAB1-374
Inventory Adjustment (IA), DOC-195
Inventory by Keyword (INKY), TAB1-357
Inventory by Parent Warehouse (INPW), TAB1-358
Inventory by Stock Item Inquiry (INVI), TAB1-360
Inventory by Stock Item Selection (INSE), TAB1-361
Inventory Freeze Report (INIF), REP-65
Inventory Inquiry - 1 of 3 (INVN), TAB1-363
Inventory Inquiry - 2 of 3 (INV2), TAB1-370
Inventory Inquiry - 3 of 3 (INV3), TAB1-374
Inventory Management Report (IN40), REP-66
Inventory Management Report (IN45), REP-67
Inventory Price List Report (IN50), REP-68
Inventory Replenishment (IREP), TAB1-378
INVF (Physical Inventory Freeze), TAB2-213
INVI (Inventory by Stock Item Inquiry), TAB1-360
INVN (Inventory Inquiry - 1 of 3), TAB1-363
IP (Physical Inventory Purchase Input), DOC-411
IRBS (Internal Resource Billing Specification), TAB1-352
IREP (Inventory Replenishment), TAB1-378
ISSQ (Issue Queue Inquiry), TAB1-380
Issue Queue Inquiry (ISSQ), TAB1-380
Item Group (ITMG), TAB1-382
Item Group by Stock Item Inquiry (ITMS), TAB1-383

ITGN (Internal Travel Voucher Generation), TAB1-355
ITMG (Item Group), TAB1-382
ITMS (Item Group by Stock Item Inquiry), TAB1-383
ITYP (Insurance Policy Type), TAB1-341
IX (Expense Transfer), DOC-90

J

J001 (Job Billing Report), REP-69
J002 (Job Transaction Detail Report), REP-71
JB (Job Control), DOC-201
JBV1 (Scheduled Billing Report Variable Charge Billing -
- Step 1), REP-100
JBV2 (Transaction Generation Report Variable Charge
Billing -- Step 2), REP-122
JC (Job Charges), DOC-198
Job Billing Report (J001), REP-69
Job Charges (JC), DOC-198
Job Control (JB), DOC-201
Job Index (JOBT), TAB1-386
Job Inquiry - 1 of 2 (JOB2), TAB1-387
Job Inquiry - 2 of 2 (JOB3), TAB1-393
Job Organization (JORG), TAB1-395
Job Transaction Detail Report (J002), REP-71
JOB2 (Job Inquiry - 1 of 2), TAB1-387
JOB3 (Job Inquiry - 2 of 2), TAB1-393
JOBT (Job Index), TAB1-386
JORG (Job Organization), TAB1-395
Journal Voucher Correction (JVC), DOC-211
Journal Voucher Master (JVM), DOC-215
Journal Voucher Transfer (JVT), DOC-220
JVC (Journal Voucher Correction), DOC-211
JVM (Journal Voucher Master), DOC-215
JVT (Journal Voucher Transfer), DOC-220

K

Keyword by Stock Item Inquiry (KYWD), TAB1-385
KLDFDR (Fixed Asset Disposition Coming to Surplus
Property Report), REP-50
KPBDR (Summary of Drawdown Group), REP-113
KPBRR (Summary of Expenditure and Revenue Credit
Records), REP-115
KPBSA (Project Billing Setup Assurance Report), REP-
90
KYWD (Keyword by Stock Item Inquiry), TAB1-385

L

LDAT (Application Dates), TAB1-50
LDG2 (Real Time General Ledger Inquiry - 2 of 2), TAB2-
296
LDGR (Real Time General Ledger Inquiry - 1 of 2),
TAB2-295
LDVL (Lodging Validity), TAB1-398
Lead Time Report (IN60), REP-72
Letter of Credit Status (LOCS), TAB1-396
LOCS (Letter of Credit Status), TAB1-396
Lodging Validity (LDVL), TAB1-398
LORG (Lower Level Organizations), TAB1-400
Lower Level Organizations (LORG), TAB1-400

M

Manual Depreciation Input (MDEP), TAB1-401
Manual Warrant (MW), DOC-225
Manual Warrant/Fed Wire (MWV), DOC-235
Manual Warrant/Investment (MWI), DOC-244
Master Service Agreement (MSAT), TAB1-403
MDEP (Manual Depreciation Input), TAB1-401
Meal Validity (MLVL), TAB1-405
MLVL (Meal Validity), TAB1-405
MP (Multiple Vendor Payment Voucher), DOC-247
MSAT (Master Service Agreement), TAB1-403
Multiple Vendor Payment Voucher (MP), DOC-247
MW (Manual Warrant), DOC-225
MWI (Manual Warrant/Investment), DOC-244
MWV (Manual Warrant/Fed Wire), DOC-235

N

NAC (Name and Address Change), DOC-254
NACA (Name and Address Change Activity), TAB1-407
Name and Address Change (NAC), DOC-254
Name and Address Change Activity (NACA), TAB1-407
NF (Non-Sufficient Funds), DOC-257
NIRT (Notice of Intent Request), TAB1-410
NITX (Notice of Intent Text), TAB1-411
Non-FHWA Unbilled Costs Report (PBBP-C), REP-73
Non-Sufficient Funds (NF), DOC-257
NOTE (Note Pad Text), TAB1-409
Note Pad Text (NOTE), TAB1-409
Notice of Intent Request (NIRT), TAB1-410
Notice of Intent Text (NITX), TAB1-411



O

OB (Obligation Plan), DOC-261
OBAS (Obligation Authority Status), TAB2-15
OBEX (Object Eligibility Exception), TAB2-8
OBJ2 (Object), TAB2-3
Object (OBJ2), TAB2-3
Object Category (OCAT), TAB2-6
Object Class (OCLS), TAB2-7
Object Eligibility Exception (OBEX), TAB2-8
Object Group (OGRP), TAB2-10
Object Index (OBJT), TAB2-11
Object Type (OTYP), TAB2-13
Object/Revenue Class and Type Inquiry (OBRV), TAB2-14
OBJT (Object Index), TAB2-11
Obligation Authority Status (OBAS), TAB2-15
Obligation Plan (OB), DOC-261
OBRV (Object/Revenue Class and Type Inquiry), TAB2-14
OC (Over the Counter), DOC-281
OCAT (Object Category), TAB2-6
OCGN (Over the Counter Generation), TAB2-196
OCLS (Object Class), TAB2-7
ODCK (On-Demand Check Print), TAB2-17
ODIN (On-Demand Invoice Print), TAB2-19
ODPO (On-Demand EPS Purchase Order Print), TAB2-18
ODST (On-Demand Statement Print), TAB2-21
OGRP (Object Group), TAB2-10
OISN (Open Items by Stock Number Inquiry), TAB2-35
OLG2 (Online General Ledger Inquiry - 2 of 2), TAB2-24
OLGL (Online General Ledger Inquiry - 1 of 2), TAB2-22
On-Demand Check Print (ODCK), TAB2-17
On-Demand EPS Purchase Order Print (ODPO), TAB2-18
On-Demand Invoice Print (ODIN), TAB2-19
On-Demand Purchase Order Print (STPO), TAB2-20
On-Demand Statement Print (ODST), TAB2-21
Online General Ledger Inquiry - 1 of 2 (OLGL), TAB2-22
Online General Ledger Inquiry - 2 of 2 (OLG2), TAB2-24
OPCA (Open Check Header Inquiry for Agencies), TAB2-31
OPCD (Open Purchase Order Commodity Line by Document Inquiry), TAB2-52
OPCH (Open Check Header Inquiry), TAB2-28
OPCL (Open Check Line Inquiry), TAB2-33
OPCN (Open Check by Name), TAB2-26
Open Check by Name (OPCN), TAB2-26
Open Check Header Inquiry (OPCH), TAB2-28
Open Check Header Inquiry for Agencies (OPCA), TAB2-31
Open Check Line Inquiry (OPCL), TAB2-33
Open Items by Stock Number Inquiry (OISN), TAB2-35

Open Payment Voucher by Document Number Inquiry (OPVD), TAB2-94
Open Payment Voucher by Vendor Name Inquiry (OPVV), TAB2-95
Open Payment Voucher Header Inquiry (OPVH), TAB2-37
Open Payment Voucher Line Inquiry - 1 of 2 (OPVL), TAB2-97
Open Payment Voucher Line Inquiry - 2 of 2 (OPV2), TAB2-103
Open Purchase Order Account Line by Document Inquiry (OPLD), TAB2-42
Open Purchase Order Account Line Inquiry (OPPL), TAB2-45
Open Purchase Order by Document Number Inquiry (OPOD), TAB2-48
Open Purchase Order by Document Number Inquiry (OPPD), TAB2-49
Open Purchase Order by Vendor Inquiry (OPIV), TAB2-50
Open Purchase Order Commodity Line by Document Inquiry (OPCD), TAB2-52
Open Purchase Order Commodity Line Inquiry (OPPC), TAB2-58
Open Purchase Order Commodity Line Work Inquiry (OPWK), TAB2-65
Open Purchase Order Header by Document Inquiry (OPHD), TAB2-72
Open Purchase Order Header Inquiry (OPOH), TAB2-80
Open Purchase Order Header Inquiry (OPPH), TAB2-83
Open Purchase Order Line Inquiry (OPOL), TAB2-91
Open Receivable Header Inquiry (OREH), TAB2-106
Open Receivable Line Inquiry (OREL), TAB2-111
Open Receivable Options (OREO), TAB2-114
Open Receivable Table vs. Revenue Ledger Exception Report (AR38), REP-74
Open Receivable Text (RETX), TAB2-116
Open Receivables by Customer Inquiry (OREC), TAB2-117
Open Receivables by Due Date Inquiry (ORED), TAB2-119
Open Receiver Header Inquiry (ORCH), TAB2-121
Open Receiver Line Inquiry (ORCL), TAB2-123
Open Requisition Account Line Inquiry (ORQL), TAB2-126
Open Requisition by Agency Inquiry (ORIA), TAB2-128
Open Requisition Commodity Line Inquiry (ORQC), TAB2-130
Open Requisition Header Inquiry (OPRQ), TAB2-133
Open Requisition Header Inquiry (ORQH), TAB2-135
Open Requisition Line (OPRL), TAB2-142
Open Stock Requisition Account Line Inquiry (OSRL), TAB2-144

Open Stock Requisition Header Inquiry (OSRH), TAB2-146	OREH (Open Receivable Header Inquiry), TAB2-106
Open Stock Requisition Issues by Issue/Return ID Inquiry (OSRR), TAB2-150	OREL (Open Receivable Line Inquiry), TAB2-111
Open Stock Requisition Item Issues Inquiry (OSRI), TAB2-151	OREO (Open Receivable Options), TAB2-114
Open Stock Requisition Line Inquiry (OSRC), TAB2-154	ORG2 (Organization), TAB2-187
Open Stock Transfer Receipt Header Inquiry (OTRH), TAB2-157	Organization (ORG2), TAB2-187
Open Stock Transfer Receipt Line Inquiry (OTRL), TAB2-159	Organization Index (ORGN), TAB2-194
Open Traveler Expense Line Inquiry (OTLX), TAB2-161	Organizational Structure Consistency Report (SA5), REP-75
Open Trip Expense Line Inquiry (OTLT), TAB2-163	ORGN (Organization Index), TAB2-194
Open Trip Header Inquiry - 1 of 3 (OTH1), TAB2-167	ORIA (Open Requisition by Agency Inquiry), TAB2-128
Open Trip Header Inquiry- 2 of 3 (OTH2), TAB2-169	ORQC (Open Requisition Commodity Line Inquiry), TAB2-130
Open Trip Header Inquiry -3 of 3 (OTH3), TAB2-178	ORQH (Open Requisition Header Inquiry), TAB2-135
Open Vendor Invoice Header Inquiry (OVIH), TAB2-181	ORQL (Open Requisition Account Line Inquiry), TAB2-126
OPHD (Open Purchase Order Header by Document Inquiry), TAB2-72	OSRC (Open Stock Requisition Line Inquiry), TAB2-154
OPIV (Open Purchase Order by Vendor Inquiry), TAB2-50	OSRH (Open Stock Requisition Header Inquiry), TAB2-146
OPLD (Open Purchase Order Account Line by Document Inquiry), TAB2-42	OSRI (Open Stock Requisition Item Issues Inquiry), TAB2-151
OPOD (Open Purchase Order by Document Number Inquiry), TAB2-48	OSRL (Open Stock Requisition Account Line Inquiry), TAB2-144
OPOH (Open Purchase Order Header Inquiry), TAB2-80	OSRR (Open Stock Requisition Issues by Issue/Return ID Inquiry), TAB2-150
OPOL (Open Purchase Order Line Inquiry), TAB2-91	OTH1 (Open Trip Header Inquiry- 1 of 3), TAB2-167
OPPC (Open Purchase Order Commodity Line Inquiry), TAB2-58	OTH2 (Open Trip Header Inquiry- 2 of 3), TAB2-169
OPPD (Open Purchase Order by Document Number Inquiry), TAB2-49	OTH3 (Open Trip Header Inquiry-3 of 3), TAB2-178
OPPH (Open Purchase Order Header Inquiry), TAB2-83	OTLT (Open Trip Expense Line Inquiry), TAB2-163
OPPL (Open Purchase Order Account Line Inquiry), TAB2-45	OTLX (Open Traveler Expense Line Inquiry), TAB2-161
OPRL (Open Requisition Line), TAB2-142	OTRH (Open Stock Transfer Receipt Header Inquiry), TAB2-157
OPRQ (Open Requisition Header Inquiry), TAB2-133	OTRL (Open Stock Transfer Receipt Line Inquiry), TAB2-159
OPV2 (Open Payment Voucher Line Inquiry - 2 of 2), TAB2-103	OTYP (Object Type), TAB2-13
OPVD (Open Payment Voucher by Document Number Inquiry), TAB2-94	Out of State Travel Authorization (TEO), DOC-265
OPVH (Open Payment Voucher Header Inquiry), TAB2-37	Out of Sync Listing Report (SA3E), REP-76
OPVL (Open Payment Voucher Line Inquiry - 1 of 2), TAB2-97	Outstanding Payment Vouchers Report (A652), REP-77
OPVV (Open Payment Voucher by Vendor Name Inquiry), TAB2-95	Outstanding Purchase Orders Report (A642), REP-78
OPWK (Open Purchase Order Commodity Line Work Inquiry), TAB2-65	Outstanding Warrants Report (W001), REP-79
ORCH (Open Receiver Header Inquiry), TAB2-121	OVBA (Override Payment by Batch), TAB2-199
ORCL (Open Receiver Line Inquiry), TAB2-123	Over the Counter (OC), DOC-281
OREC (Open Receivables by Customer Inquiry), TAB2-117	Over the Counter Generation (OCGN), TAB2-196
ORED (Open Receivables by Due Date Inquiry), TAB2-119	Over the Counter Receipt Report (IN85), REP-81
	Override Payment by Batch (OVBA), TAB2-199
	OVIH (Open Vendor Invoice Header Inquiry), TAB2-181



P

P1 (Vendor Payment Voucher), DOC-578
P170 (PAPR Exception Report), REP-82
P3 (Project Memo), DOC-422
PABA (Project Anticipated Billing Result by Allotment), TAB2-243
PABP (Project Anticipated Billing Result by PBU), TAB2-245
PACC (Pool Accumulation Inquiry), TAB2-216
PACT (Phase/Activity), TAB2-211
PANM (Purchasing Authority Inquiry), TAB2-291
PAPR (Project Appropriation Table), TAB2-247
PAPR Exception Report (P170), REP-82
Past Due Receivable Detail Report (AR31), REP-83
Payment Batch Information (PVBA), TAB2-201
Payment Detail Inquiry (PDET), TAB2-203
Payment Schedule (PSHD), TAB2-205
Payment Voucher (PV), DOC-289
Payment Voucher by Batch Number (PVBN), TAB2-207
Payment Voucher for Procurement Card (PVC), DOC-311
Payment Voucher from Multi-Payee Voucher (PVV), DOC-355
Payment Voucher from Procurement Desktop (PVP), DOC-333
Payment Voucher Input Form (PVJ), DOC-369
Payment Voucher Interface (PVI), DOC-391
Payment Voucher Scheduling (SCHD), TAB2-209
Payment Vouchers Activity Detail Listing by Voucher (A650), REP-84
PB (Project Management Budget), DOC-419
PB10 (FHWA Billing Turnaround Report), REP-46
PB11 (Suspended CE Costs Report), REP-118
PB13 (FHWA Billing Summary Report), REP-45
PB14-A (Federal Billing Report -- Non FHWA), REP-41
PB14-B (Third Party Billing Report), REP-120
PB15 (Fund Transfer Report), REP-61
PB16 (FHWA Billing Detail Report), REP-44
PBBP-A (Depleted Funding Sources Report), REP-25
PBBP-B (FHWA Unbilled Costs Report), REP-47
PBBP-C (Non-FHWA Unbilled Costs Report), REP-73
PBDA (Pool/Base Definition Reference - Variable Method), TAB2-224
PBDF (Pool/Base Definition Reference), TAB2-219
PBDF (Pool/Base Definition Table Report), REP-88
PBDG (Project Billing Drawdown Generation Report), REP-89
PBDQ (Project Billing Draw Request), TAB2-249
PBEX (Federal Highway Administration Invoice), REP-42
PBFR (Pool/Base Forward Reference Step Inquiry), TAB2-231
PBFS (Funding Source), TAB1-324

PBGR (Project Billing Drawdown Group), TAB2-251
PBPT (Project Billing Parameter), TAB2-252
PC (Centralized Purchase Order), DOC-30
PCP (Centralized Purchase Order from Procurement Desktop), DOC-49
PCRC (Project Crosswalk Conversion by County, Phase, and Route), TAB2-261
PCRP (Project Crosswalk Conversion by Program, County, and Route), TAB2-262
PCRT (Project Conversion Crosswalk Reference Table), TAB2-260
PCRX (Requisition Commodity Line Cross Reference Inquiry), TAB2-329
PDET (Payment Detail Inquiry), TAB2-203
Pending Transactions in Suspense File in Excess of 30 Days (I501), REP-85
PFST (Project Funding Source Inquiry), TAB2-265
PFYT (Project Fiscal Year Inquiry), TAB2-263
PGPV (Program/Provider), TAB2-241
PGT2 (Project/Grant Text), TAB2-276
PGTX (Project/Grant Text Index), TAB2-278
Phase/Activity (PACT), TAB2-211
Physical Inventory Discrepancy Report (IN70), REP-86
Physical Inventory Freeze (INVF), TAB2-213
Physical Inventory Purchase Input (IP), DOC-411
PI (Pick and Issue), DOC-414
PIBV (Purchase Order by Vendor Inquiry), TAB2-289
Pick and Issue (PI), DOC-414
Pick and Issue Order (IN80), REP-87
PJ (Project/Grant Master), DOC-425
PNAM (Provider Name Inquiry), TAB2-282
PO (Purchase Order), DOC-435
POAC (Purchase Order by Account Distribution Inquiry), TAB2-287
Point to Point (PTOP), TAB2-215
Pool Accumulation Inquiry (PACC), TAB2-216
Pool/Base Definition Reference - Variable Method (PBDA), TAB2-224
Pool/Base Definition Reference (PBDF), TAB2-219
Pool/Base Definition Table Report (PBDF), REP-88
Pool/Base Forward Reference Step Inquiry (PBFR), TAB2-231
POP (Purchase Order from Procurement Desktop), DOC-444
Potentially Uncollectible Receivables (PUNR), TAB2-283
PPIC (Project Participation Invoice Cycle), TAB2-269
PRB2 (Project Budget Line Inquiry - 2 of 2), TAB2-258
PRBL (Project Budget Line Inquiry - 1 of 2), TAB2-255
PRFA (Program Reference Alternate), TAB2-235
PRFT (Program Reference Table), TAB2-238
Print Control (PRNT), TAB2-233
Printed Receivable (PRRE), TAB2-285
PRNT (Print Control), TAB2-233

Program Reference Alternate (PRFA), TAB2-235
 Program Reference Table (PRFT), TAB2-238
 Program/Provider (PGPV), TAB2-241
 Project Anticipated Billing Result by Allotment (PABA), TAB2-243
 Project Anticipated Billing Result by PBU (PABP), TAB2-245
 Project Appropriation Table (PAPR), TAB2-247
 Project Billing Draw Request (PBDQ), TAB2-249
 Project Billing Drawdown Generation Report (PBDG), REP-89
 Project Billing Drawdown Group (PBGR), TAB2-251
 Project Billing Parameter (PBPT), TAB2-252
 Project Billing Setup Assurance Report (KPBSA), REP-90
 Project Budget Line Inquiry - 1 of 2 (PRBL), TAB2-255
 Project Budget Line Inquiry - 2 of 2 (PRB2), TAB2-258
 Project Charge (PX), DOC-416
 Project Conversion Crosswalk Reference Table (PCRT), TAB2-260
 Project Crosswalk Conversion by County, Phase, and Route (PCRC), TAB2-261
 Project Crosswalk Conversion by Program, County, and Route (PCRP), TAB2-262
 Project Fiscal Year Inquiry (PFYT), TAB2-263
 Project Funding Source Inquiry (PFST), TAB2-265
 Project Management Budget (PB), DOC-419
 Project Memo (P3), DOC-422
 Project Participation Invoice Cycle (PPIC), TAB2-269
 Project Phase (PRPH), TAB2-271
 Project Status Code (PRST), TAB2-272
 Project Summary (PSUM), TAB2-273
 Project/Grant Daily Expenditure Detail Report (G111), REP-91
 Project/Grant Daily Revenue Detail Report (G110), REP-92
 Project/Grant Master (PJ), DOC-425
 Project/Grant Participation (PZ), DOC-432
 Project/Grant Text (PGT2), TAB2-276
 Project/Grant Text Index (PGTX), TAB2-278
 PROV (Provider), TAB2-280
 Provider (PROV), TAB2-280
 Provider Name Inquiry (PNAM), TAB2-282
 PRPH (Project Phase), TAB2-271
 PRRE (Printed Receivable), TAB2-285
 PRST (Project Status Code), TAB2-272
 PSHD (Payment Schedule), TAB2-205
 PSUM (Project Summary), TAB2-273
 PTOP (Point to Point), TAB2-215
 PUNR (Potentially Uncollectible Receivables), TAB2-283
 Purchase Order (PO), DOC-435
 Purchase Order by Account Distribution Inquiry (POAC), TAB2-287

Purchase Order by Vendor Inquiry (PIBV), TAB2-289
 Purchase Order from Procurement Desktop (POP), DOC-444
 Purchase Order Rollover (RO), DOC-453
 Purchasing Authority Inquiry (PANM), TAB2-291
 PURP (Travel Purpose), TAB2-422
 PV (Payment Voucher), DOC-289
 PVBA (Payment Batch Information), TAB2-201
 PVBN (Payment Voucher by Batch Number), TAB2-207
 PVC (Payment Voucher for Procurement Card), DOC-311
 PVI (Payment Voucher Interface), DOC-391
 PVIX (Vendor Payment Cross Reference Inquiry), TAB2-459
 PVJ (Payment Voucher Input Form), DOC-369
 PVP (Payment Voucher from Procurement Desktop), DOC-333
 PVV (Payment Voucher from Multi-Payee Voucher), DOC-355
 PX (Project Charge), DOC-416
 PZ (Project/Grant Participation), DOC-432

R

Rate Schedule Table (RTSC), TAB2-293
 RB (Revenue Budget), DOC-518
 RCAT (Revenue Category), TAB2-339
 RCLS (Revenue Class), TAB2-341
 RCP (Receiver from Procurement Desktop), DOC-468
 RE (Receivable), DOC-455
 Real Time General Ledger Inquiry - 1 of 2 (LDGR), TAB2-295
 Real Time General Ledger Inquiry - 2 of 2 (LDG2), TAB2-296
 REAR (Receivable Adjustment Reason), TAB2-297
 REAS (Suspense Reason Code), TAB2-381
 Receivable (RE), DOC-455
 Receivable Adjustment Reason (REAR), TAB2-297
 Receivable Credit Memo (RM), DOC-463
 Receivable Write-Off Report (AR36), REP-93
 Receiver from Procurement Desktop (RCP), DOC-468
 Recurring Journal Voucher Master (RJVM), TAB2-298
 Recurring Payment Voucher (REPV), TAB2-303
 Recurring Receivable (RERE), TAB2-311
 REDA (Reductions to be Applied), TAB2-315
 Reductions to be Applied (REDA), TAB2-315
 Renewal Notice Scheduling (RNEW), TAB2-317
 Renewal Notice Text (RTXT), TAB2-319
 Renewal Type (RNTP), TAB2-320
 Repair Maintenance Number (RPMN), TAB2-321
 Repairs and Maintenance (RPMT), TAB2-323
 Replenishment Review Report (IN90), REP-94
 Reporting Category (RPTG), TAB2-325



REPV (Recurring Payment Voucher), TAB2-303
 Requisition - EPS (RX), DOC-478
 Requisition (RQ), DOC-472
 Requisition by Agency Inquiry (RIBA), TAB2-327
 Requisition Commodity Line Cross Reference Inquiry (PCRX), TAB2-329
 Requisition from Procurement Desktop - EPS (RXP), DOC-501
 Requisition from Procurement Desktop (RQP), DOC-495
 RERE (Recurring Receivable), TAB2-311
 RESP (Responsibility Center Inquiry), TAB2-331
 Responsibility Center Inquiry (RESP), TAB2-331
 RETC (Return Code), TAB2-332
 Return Code (RETC), TAB2-332
 RETX (Open Receivable Text), TAB2-116
 REV2 (Revenue Budget Inquiry), TAB2-335
 REVB (Revenue Budget Index), TAB2-333
 Revenue Budget (RB), DOC-518
 Revenue Budget Index (REVB), TAB2-333
 Revenue Budget Inquiry (REV2), TAB2-335
 Revenue Budget Summary Inquiry (RSUM), TAB2-337
 Revenue Category (RCAT), TAB2-339
 Revenue Class (RCLS), TAB2-341
 Revenue Group (RGRP), TAB2-342
 Revenue Options (ROPT), TAB2-344
 Revenue Options by Agency/Revenue Source (ROAR), TAB2-347
 Revenue Recognition Plan (RR), DOC-521
 Revenue Source (RSR2), TAB2-349
 Revenue Source Index (RSRC), TAB2-352
 Revenue Source Summary of Revenues Recognized vs. Budget (A271), REP-96
 Revenue Source Summary of Revenues Recognized vs. Budgets Across Agencies (A270), REP-98
 Revenue Source Summary Report (AR30), REP-99
 Revenue Type (RTYP), TAB2-354
 RGRP (Revenue Group), TAB2-342
 RIBA (Requisition by Agency Inquiry), TAB2-327
 RJVM (Recurring Journal Voucher Master), TAB2-298
 RM (Receivable Credit Memo), DOC-463
 RNEW (Renewal Notice Scheduling), TAB2-317
 RNTP (Renewal Type), TAB2-320
 RO (Purchase Order Rollover), DOC-453
 ROAR (Revenue Options by Agency/Revenue Source), TAB2-347
 ROPT (Revenue Options), TAB2-344
 RPMN (Repair Maintenance Number), TAB2-321
 RPMT (Repairs and Maintenance), TAB2-323
 RPTG (Reporting Category), TAB2-325
 RPV2 (Internal Recurring Payment Voucher), TAB1-344
 RQ (Requisition), DOC-472
 RQP (Requisition from Procurement Desktop), DOC-495
 RR (Revenue Recognition Plan), DOC-521
 RSR2 (Revenue Source), TAB2-349

RSRC (Revenue Source Index), TAB2-352
 RSUM (Revenue Budget Summary Inquiry), TAB2-337
 RTSC (Rate Schedule), TAB2-293
 RTXT (Renewal Notice Text), TAB2-319
 RTYP (Revenue Type), TAB2-354
 RX (Requisition - EPS), DOC-478
 RXP (Requisition from Procurement Desktop - EPS), DOC-501

S

SA1E (Detailed General Ledger Internal Consistency Report), REP-34
 SA3E (Out of Sync Listing Report), REP-76
 SA5 (Organizational Structure Consistency Report), REP-75
 SA7 (Alternate Views System Assurance Report), REP-6
 SCAT (Sub-Object Category), TAB2-366
 SCHD (Payment Voucher Scheduling), TAB2-209
 Scheduled Billing Report Variable Charge Billing -- Step 1 (JBV1), REP-100
 Scheduled Payment Turnaround Report After Disbursement (A655B), REP-101
 Scheduled Payment Turnaround Report Before Disbursement (A655A), REP-101
 SCLS (Sub-Object Class), TAB2-367
 Serial Number Inquiry (SNUM), TAB2-355
 SGRP (Sub-Object Group), TAB2-368
 SN (Stock Return), DOC-545
 SNUM (Serial Number Inquiry), TAB2-355
 SOBJ (Sub-Object), TAB2-364
 SOBL (State Obligation Ledger), TAB2-358
 SOP2 (System Control Options - 2 of 2), TAB2-388
 SOPT (System Control Options - 1 of 2), TAB2-384
 SORG (Sub-Organization), TAB2-370
 SPDT (Sub-Project Description), TAB2-372
 SPEC (System Special Accounts), TAB2-392
 Special Instruction (SPIS), TAB2-356
 SPIS (Special Instruction), TAB2-356
 Sponsor (SPSR), TAB2-357
 SPRG (State/Bond Program), TAB2-363
 SPSR (Sponsor), TAB2-357
 SR (Stock Requisition), DOC-529
 SREV (Sub-Revenue Source), TAB2-379
 SRP (Stock Requisition from Procurement Desktop), DOC-537
 State Obligation Ledger (SOBL), TAB2-358
 State/Bond Program (SPRG), TAB2-363
 Statement (STMT), TAB2-360
 Statement Hold (STHD), TAB2-362
 Statement of Budget Activity and Account Balances (A612), REP-102

Statement of Changes in Fixed Assets by Agency and Organization Report (X005), REP-104
Statement of Fixed Assets and Depreciation (X004), REP-105
Statement of Fixed Assets by Agency and Organization Report (X011), REP-107
Statement of Revenue -- Budgeted and Actual (F120), REP-108
Statement of Revenue and Expense (F140), REP-109
STHD (Statement Hold), TAB2-362
STMT (Statement), TAB2-360
Stock Issue Confirmation (CI), DOC-525
Stock Movement Report (IN51), REP-110
Stock Requisition (SR), DOC-529
Stock Requisition from Procurement Desktop (SRP), DOC-537
Stock Return (SN), DOC-545
Stock Transfer Issue (TI), DOC-553
Stock Transfer Receipt (TR), DOC-556
STPO (On-Demand Purchase Order Print), TAB2-20
STYP (Sub-Object Type), TAB2-369
Sub-Object (SOBJ), TAB2-364
Sub-Object Category (SCAT), TAB2-366
Sub-Object Class (SCLS), TAB2-367
Sub-Object Group (SGRP), TAB2-368
Sub-Object Type (STYP), TAB2-369
Sub-Organization (SORG), TAB2-370
Sub-Project Description (SPDT), TAB2-372
Sub-Revenue Source (SREV), TAB2-379
Summary Aging Report by Agency (AR33), REP-111
Summary Aging Report by Customer (AR32), REP-112
Summary of Drawdown Group (KPBDR), REP-113
Summary of Expenditure and Revenue Credit Records (KPBRR), REP-115
Summary Trial Balance Report by Fund (A614), REP-117
SUSF (Document Listing), TAB1-194
Suspended CE Costs Report (PB11), REP-118
Suspense Reason Code (REAS), TAB2-381
Suspense Transfer (SUTR), TAB2-382
SUTR (Suspense Transfer), TAB2-382
System Assurance Report for Cash Balances (C110), REP-119
System Control Options - 1 of 2 (SOPT), TAB2-384
System Control Options - 2 of 2 (SOP2), TAB2-388
System Special Accounts (SPEC), TAB2-392

T

TACI (Travel Authorization Inquiry), TAB2-415
TACX (Travel Check Inquiry), TAB2-417
TAHD (Travel Advance Hold), TAB2-407
TC (Travel Check), DOC-574

TE (Travel Authorization), DOC-559
TEC (Foreign Travel Authorization), DOC-157
TEFT (Treasury EFT), TAB2-427
TEO (Out of State Travel Authorization), DOC-265
TERM (Termini Validation), TAB2-400
Termini Validation (TERM), TAB2-400
Third Party Billing (TPAR), TAB2-402
Third Party Billing Report (PB14-B), REP-120
Third Party/Customer Reference Inquiry (TPCU), TAB2-404
TI (Stock Transfer Issue), DOC-553
TOTL (Allocation Totals Inquiry), TAB1-42
TP (Expense Voucher), DOC-100
TPAR (Third Party Billing), TAB2-402
TPCU (Third Party/Customer Reference Inquiry), TAB2-404
TPGN (Expense Voucher Generation), TAB1-233
TR (Stock Transfer Receipt), DOC-556
Transaction Detail by Job Number (A711), REP-121
Transaction Generation Report Variable Charge Billing - Step 2 (JBV2), REP-122
Transfer Eligibility Exception (TREX), TAB2-405
Travel Advance Hold (TAHD), TAB2-407
Travel Authorization (TE), DOC-559
Travel Authorization Inquiry (TACI), TAB2-415
Travel Check (TC), DOC-574
Travel Check Inquiry (TACX), TAB2-417
Travel Policy (TVPL), TAB2-419
Travel Purpose (PURP), TAB2-422
Travel Special Accounts (TSPC), TAB2-423
TRCR (Treasury Cash Receipt), TAB2-425
Treasury Cash Receipt (TRCR), TAB2-425
Treasury EFT (TEFT), TAB2-427
TREX (Transfer Eligibility Exception), TAB2-405
TSPC (Travel Special Accounts), TAB2-423
TVPL (Travel Policy), TAB2-419

U

UDEF (User Definition), TAB2-430
UNIT (Unit of Measure), TAB2-429
Unit of Measure (UNIT), TAB2-429
Unscheduled Payment Turnaround Report After Disbursement (A656B), REP-123
Unscheduled Payment Turnaround Report Before Disbursement (A656A), REP-123
User Definition (UDEF), TAB2-430
User ID by Name Inquiry (UTAB), TAB2-432
UTAB (User ID by Name Inquiry), TAB2-432



V

VEN2 (Vendor - 1 of 2), TAB2-433
VEN3 (Vendor - 2 of 2), TAB2-439
VEND (Vendor Index), TAB2-450
Vendor - 1 of 2 (VEN2), TAB2-433
Vendor - 2 of 2 (VEN3), TAB2-439
Vendor by Federal ID Inquiry (VFED), TAB2-443
Vendor Document Cross Reference Inquiry (VXRF),
TAB2-445
Vendor Income (VINC), TAB2-447
Vendor Index (VEND), TAB2-450
Vendor Name Inquiry (VNAM), TAB2-452
Vendor Offset (VO), DOC-576
Vendor Offset Intercept Exception (VOIE), TAB2-454
Vendor Offset Parameter (VOPT), TAB2-456
Vendor Offset Payment Exception (VOPE), TAB2-458
Vendor Payment Cross Reference Inquiry (PVIX), TAB2-
459
Vendor Payment Voucher (P1), DOC-578
Vendor Sort Name by Vendor Inquiry (VNA2), TAB2-461
Vendor Sort Name Inquiry (VNAS), TAB2-462
Vendor Text (VTXT), TAB2-463
Vendor Zip Code Inquiry (VZIP), TAB2-464
VEW2 (Alternate View of the Logical View), TAB1-48
VFED (Vendor by Federal ID Inquiry), TAB2-443
VINC (Vendor Income), TAB2-447
VNA2 (Vendor Sort Name by Vendor Inquiry), TAB2-461
VNAM (Vendor Name Inquiry), TAB2-452
VNAS (Vendor Sort Name Inquiry), TAB2-462
VO (Vendor Offset), DOC-576
VOIE (Vendor Offset Intercept Exception), TAB2-454
VOPE (Vendor Offset Payment Exception), TAB2-458
VOPT (Vendor Offset Parameter), TAB2-456
VTXT (Vendor Text), TAB2-463
VXRF (Vendor Document Cross Reference Inquiry),
TAB2-445
VZIP (Vendor Zip Code Inquiry), TAB2-464

W

W001 (Outstanding Warrants Report), REP-79
Warehouse Group (WHSG), TAB2-466
Warehouse Management (WHS2), TAB2-468
Warehouse Management Index (WHSE), TAB2-472
Warrant Reconciliation - 1 of 2 (WREC), TAB2-474
Warrant Reconciliation - 2 of 2 (WRE2), TAB2-476
Warrant Summary Inquiry (WSUM), TAB2-478
WHS2 (Warehouse Management), TAB2-468
WHSE (Warehouse Management Index), TAB2-472
WHSG (Warehouse Group), TAB2-466
WO (Write-Off), DOC-596
WRE2 (Warrant Reconciliation - 2 of 2), TAB2-476

WREC (Warrant Reconciliation - 1 of 2), TAB2-474
Write-Off (WO), DOC-596
WSUM (Warrant Summary Inquiry), TAB2-478

X

X002 (Fixed Asset Transaction Detail Report), REP-56
X003 (Fixed Asset Depreciation Report), REP-48
X004 (Statement of Fixed Assets and Depreciation,
REP-105
X005 (Statement of Changes in Fixed Assets by Agency
and Organization Report), REP-104
X006 (Fixed Asset Inventory by Location Report), REP-
53
X009 (Fixed Asset Replacement Forecast Report), REP-
55
X010 (Disposed Assets Report), REP-35
X011 (Statement of Fixed Assets by Agency and
Organization Report), REP-107
X012 (Fixed Asset Disposition Report), REP-51
X015 (Fixed Asset Transfer Detail Report), REP-57
X020 (General Fixed Assets by Equity and Asset Type
Report), REP-62
X021 (General Fixed Assets by Fund Type and Equity
Breakdown Report), REP-63
X025 (Fixed Assets Current Year Accumulated
Depreciation Report), REP-58
X027 (Fixed Asset Funding Assurance Report), REP-52